



BANK OF CHINA TURKEY A.Ş.

ANNUAL ACTIVITY REPORT 2021



**CONVENIENCE TRANSLATION INTO ENGLISH OF
INDEPENDENT AUDITOR'S REPORT
ON THE BOARD OF DIRECTORS' ANNUAL REPORT
ORIGINALLY ISSUED IN TURKISH**

To the General Assembly of Bank of China Turkey A.Ş.

1. Opinion

We have audited the annual report of Bank of China Turkey A.Ş. (the "Bank") for the 1 January 2021- 31 December 2021 period.

In our opinion, the financial information and the analysis made by the Board of Directors by using the information included in the audited financial statements regarding the Bank's position in the Board of Directors' Annual Report are consistent and presented fairly, in all material respects, with the audited full set financial statements and with the information obtained in the course of independent audit.

2. Basis for Opinion

Our independent audit was conducted in accordance with the Independent Standards on Auditing that are part of the Turkish Standards on Auditing (the "TSA") issued by the Public Oversight Accounting and Auditing Standards Authority ("POA") and the scope of "Regulation on Independent Audit" published on the Official Gazette No.29314 dated 2 April 2015. Our responsibilities under those standards are further described in the Auditor's Responsibilities in the Audit of the Board of Directors' Annual Report section of our report. We hereby declare that we are independent of the Bank in accordance with the Ethical Rules for Independent Auditors (including International Independence Standards) (the "Ethical Rules") and the ethical requirements regarding independent audit in regulations issued by POA that are relevant to our audit of the financial statements. We have also fulfilled our other ethical responsibilities in accordance with the Ethical Rules and regulations. We believe that the audit evidence we have obtained during the independent audit provides a sufficient and appropriate basis for our opinion.

3. Our Audit Opinion on the Full Set Financial Statements

We expressed an unqualified opinion in the auditor's report dated 24 February 2022 on the full set financial statements for the 1 January 2021- 31 December 2021 period.

4. Board of Director's Responsibility for the Annual Report

The Bank management's responsibilities related to the annual report according to Articles 514 and 516 of Turkish Commercial Code ("TCC") No. 6102, Capital Markets Board's ("CMB") Communiqué Serial II, No:14.1, "Principles of Financial Reporting in Capital Markets" (the "Communiqué") and "Regulation on Principles and Procedures Regarding Preparation and Promulgation of Annual Reports by Banks" published in Official Gazette No.26333 dated 1 November 2006 are as follows:

- a) to prepare the annual report within the first three months following the balance sheet date and present it to the general assembly;



- b) to prepare the annual report to reflect the Bank's operations in that year and the financial position in a true, complete, straightforward, fair and proper manner in all respects. In this report financial position is assessed in accordance with the financial statements. Also in the report, developments and possible risks which the Bank may encounter are clearly indicated. The assessments of the Board of Directors in regards to these matters are also included in the report.
- c) to include the matters below in the annual report:
- events of particular importance that occurred in the Bank after the operating year,
 - the Bank's research and development activities,
 - financial benefits such as salaries, bonuses, premiums and allowances, travel, accommodation and representation expenses, benefits in cash and in kind, insurance and similar guarantees paid to members of the Board of Directors and senior management.

When preparing the annual report, the Board of Directors considers secondary legislation arrangements enacted by the Banking Regulation and Supervision Agency, Ministry of Trade and other relevant institutions.

5. Independent Auditor's Responsibility in the Audit of the Annual Report

Our aim is to express an opinion and issue a report comprising our opinion within the framework of TCC, Communiqué and "Regulation on Independent Audit of Banks" published on the Official Gazette No.29314 dated 2 April 2015 provisions regarding whether or not the financial information and the analysis made by the Board of Directors by using the information included in the audited financial statements in the annual report are consistent and presented fairly with the audited financial statements of the Bank and with the information we obtained in the course of independent audit.

Our audit was conducted in accordance with the TSA. These standards require that ethical requirements are complied with and that the independent audit is planned and performed in a way to obtain reasonable assurance of whether or not the financial information and the analysis made by the Board of Directors by using the information included in the audited financial statements in the annual report are consistent and presented fairly with the audited financial statements and with the information obtained in the course of audit.

PwC Bağımsız Denetim ve
Serbest Muhasebeci Mali Müşavirlik A.Ş.

Didem Demer Kaya, SMMM
Partner

Istanbul, 24 February 2022


BANK OF CHINA TURKEY A.Ş.
STATEMENT REGARDING ANNUAL ACTIVITY REPORT AS AT 31 DECEMBER 2021

This Annual Activity Report for year 2021 of Bank of China Turkey A.Ş. has been prepared in accordance with the "Regulation on the Procedures and Principles for Preparation and Publishing of Annual Report by Banks" published in the Official Gazette no.26333 dated 1 November 2006 by Banking Regulation and Supervision Agency, and enclosed herewith.



Bin CHEN

Chairman of the
Board of Directors



Pengjun DANG

Deputy Chairman of the
Board of Directors and
Chairman of the Audit
Committee



Xiaoyu LIU

Member of the
Board of Directors



Xiaomig GAO

Member of the
Board of Directors and
General Manager



Özgür DALGIÇ

Member of the
Board of Directors and
Member of the Audit
Committee



Dalei DING

Assistant General
Manager



Fang LONG

Head of Financial and
Operational Control
Department

CONTENTS

A-	GENERAL INFORMATION	1
1)	Financial summary information regarding the activity period	1
2)	Bank's history and modifications of articles of associations within the year and their reasons.....	2
3)	Bank's capital structure, changes in capital and shareholder structure within the year and information on qualified shares	2
4)	Explanations regarding the chairman and the members of board of directors, general manager and assistants and their shares	3
5)	The Evaluation of the chairman of the board of directors and the general manager for the activity period and their expectations for the future	3
6)	Explanation of the number of personnel and branches, type of services and activities of the bank and evaluation of the position of the Bank in the sector.....	6
7)	Information on research and development practices related to new services and activities given.....	6
B-	INFORMATION ABOUT MANAGEMENT AND CORPORATE GOVERNANCE APPLICATIONS	7
1)	Corporate governance	7
2)	Information about the chairman and members of the board of directors, members of the audit committee, general manager and assistants and managers of the units within the scope of internal systems	8
3)	Information on the mandate and professional experience of the auditors	11
4)	The activities of the credit committee and the committees affiliated to the board of directors or established under the risk management systems in accordance with the internal systems of banks to assist the board of directors and the names and surnames of the chairman and the members of these committees and their essential duties.....	11
5)	Information on the attendance of the members of the Board of Directors and the audit committee and other subcommittees to the relevant meetings held during the accounting period.....	13
6)	Audit committee's assessments on the operation of internal control, internal audit and risk management systems and information about their activities within the accounting period	14
7)	A summary Board report submitted to the General Assembly.....	16
8)	Information on human resources applications	16
9)	Transactions of the Bank with the related risk group.....	18
10)	Information on the activities of the members of the governing body on behalf of the Bank itself or its printing activities and the activities within the scope of the activities within the scope of the competition bank	19
11)	Information on the subjects of activity and the persons and institutions from which the support is received in accordance with the regulation on authorization of Banks' support services and authorization of support service organizations.....	19
C-	FINANCIAL INFORMATION AND RISK MANAGEMENT ASSESSMENT.....	20
1)	Independent Auditor's report.....	20
2)	Information on risk management policies and risk management explanations by risk types.....	20
3)	Financial benefits to members of the board of directors and senior executives.....	22
4)	Information on ratings if any and ratings provided by rating agencies	22

5) Information on the Bank's investments in the related accounting period.....	23
6) Information on direct and indirect subsidiaries and shares of the Bank.....	23
7) Information on the Bank's own shares	23
8) Explanations on the special audit and public audit in the accounting period.....	23
9) Information on the lawsuits against the Bank and the cases and possible results that can affect the Bank's financial status and activities	23
10) Explanations regarding the administrative or judicial sanctions imposed on the members of the bank and the governing body due to unlawful practices	23
11) Information on the rationale and the reasons if the general assembly resolutions were not fulfilled, if the objectives were not met or if the resolutions were not fulfilled in the past periods.....	23
12) Extraordinary general assembly meetings within the year	23
13) Information on the donations and assistance provided by the Bank within the year and expenditures within the framework of social responsibility projects.....	23
14) Legal transactions with the beneficiary company or a company based on a dominant enterprise or a legal entitlement to the benefit of a company dependent on the company, and other measures avoided for the beneficiary company or a company dependent on it in the previous year	24
15) Information if the above-mentioned legal process is taken or the measure is taken or avoided at the moment according to their own circumstances and conditions, according to each legal act is provided in an appropriate manner and whether the provision of measures taken from the company to prevent the damage of the company did not hurt, whether the loss of the Company is not equivalent or equalized	24
D- FINANCIAL INFORMATION	24
1) Analysis and evaluation of the management body on the financial situation and activity results, the degree of realization of the planned activities, the status of the Bank against the determined strategic targets	24
2) Information on the Bank's sales, efficiency, revenue generation capacity, profitability, debt / equity ratio and other issues that will give an idea about the results of bank operations compared to previous years and prospective expectations.....	25
4) Measures to be taken to improve the financial structure of the Bank, if any	26
5) Explanations on government incentives.....	26
6) Information on the dividend distribution policy and the proposal on how to use the undistributed profit if the profit distribution will not be made.....	26
7) Summary financial information for a period of five years including the reporting period.....	26
E- OTHER	26
1) Disclosures about special events that occurred in the Bank after the end of the operating year and which may affect the rights of shareholders, creditors and other related persons and organizations	26
2) Additional information deemed appropriate by the governing body	26

A- GENERAL INFORMATION

Related Period : **01.01.2021 – 31.12.2021**
 Trade name : Bank of China Turkey Anonim Şirketi
 Trade registry number : 65510-5 (İstanbul Tic. Sicil Müd.)
 Registered Address : Esentepe Mah. Büyükdere Cad. Tekfen Tower Binası No: 209 Kat: 21 PK
 34394 4. Levent/Şişli/İstanbul
 Contact:
 Phone : +90 212 260 88 88
 Fax : +90 212 279 88 66
 E-mail address : contact@bankofchina.com.tr
 Website Address : www.bankofchina.com.tr

1) Financial summary information regarding the activity period

Thousand (TL)	31/12/2021	31/12/2020	31/12/2019	31/12/2018
Total Assets	2,662,692	2,004,474	1,676,970	1,291,801
Cash Assets and Central Bank	249,873	43,398	42,859	16,421
Banks	625,417	712,785	677,701	949,969
Loans	654,721	589,720	568,012	306,590
Loans Measured at Amortised Cost	1,044,541	614,303	329,421	-
Derivative Financial Assets	-	-	20,444	4,516
Other Assets	88,140	44,268	38,553	14,305
Total Liabilities and Equity	2,662,692	2,004,474	1,676,970	1,291,801
Deposits	367,907	204,189	75,685	4
Provision	40,051	12,974	40,626	23,549
Borrowings	180,930	74,203	59,423	-
Derivative Financial Liabilities	199,564	79,019	-	-
Other Liabilities	102,637	42,477	54,801	16,202
Equity	1,771,603	1,591,612	1,446,435	1,252,046
Letter of Guarantees	388,135	405,598	271,883	2,577
Other Guarantees	2,963,605	1,120,291	973,594	81,827
Derivatives	469,487	505,220	564,546	604,120
Capital Adequacy Ratio (%)	35.84	62.71	63.32	190.69
Equity/Assets (%)	66.53	79.40	86.25	96.92

Thousand (TL)	01/01/2021- 31/12/2021	01/01/2020- 31/12/2020	01/01/2019- 31/12/2019	01/01/2018- 31/12/2018
Net Interest Income	243,722	142,262	215,849	184,363
Non-Interest Income	59,407	35,447	17,650	3,083
Trading Income/Loss	42,123	30,233	78,257	31,047
Total Operating Income/(Expense)	345,252	207,942	311,756	218,493
Personnel Expenses	34,866	26,199	18,330	14,293
Net Other Operating Income/Expenses (-)	38,643	25,347	24,562	29,330
Loan Provisions	16,589	744	15,242	20,347
Net Profit/(Loss) before Tax	255,154	155,652	253,622	154,523
Tax Provision (-)	64,039	36,711	59,218	39,789
Net Profit / Loss for the Period	191,115	118,941	194,404	114,734

Financial Ratios (%)	31/12/2021	31/12/2020	31/12/2019	31/12/2018
Return on Assets	7.18	5.93	11.59	8.88
Return on Equity	11.01	7.55	13.44	9.16
Capital Adequacy Ratio	35.84	62.71	63.32	190.69
Loans/Total Assets	24.59	29.42	33.87	23.73
Deposits/Total Assets	13.82	10.19	4.51	-
NPL	-	-	-	-

2) Bank's history and modifications of articles of associations within the year and their reasons

Bank of China Turkey A.S. is established on January 10th, 2017, major shares holder being Bank of China Limited. The BRSA granted the operational banking license to Bank of China Turkey A.Ş. as of 01/12/2017 and such license has been published on the Official Gazette on 07/12/2017.

As China's most internationalized and diversified bank, Bank of China Limited provides a comprehensive range of financial services to customers across the Chinese mainland as well as 57 countries and regions. The Bank's core business is commercial banking, including corporate banking, personal banking, and financial markets services.

There are no changes occurred regarding the Articles of Association or the shareholder structure within the accounting period this Report pertains to.

3) Bank's capital structure, changes in capital and shareholder structure within the year and information on qualified shares

- a)- Capital : TL 1,051,230,000
 b)- Shareholding Structure : The capital and shareholding structure of the Bank is as follows.

NAME, SURNAME/TITLE OF THE SHAREHOLDER	RESIDENTIAL ADDRESS	NUMBER OF SHARES	AMOUNT OF CAPITAL (TL)
1-Bank of China Limited	No.1 Fuxingmen Nei Dajie Beijing/China 100818	1,051,229,996	TL 1,051,229,996
2-Maxon Limited	23/F Bank of China Tower 1 Garden Road Hong Kong	1	TL 1
3-Best Stream Limited	23/F Bank of China Tower 1 Garden Road Hong Kong	1	TL 1
4-Union Favour Limited	23/F Bank of China Tower 1 Garden Road Hong Kong	1	TL 1
5-Well Ocean Limited	23/F Bank of China Tower 1 Garden Road Hong Kong	1	TL 1

- c)- There are no existing privileged shares.

d)- Explanation on Qualified Shares:

Pursuant to the definition of “qualified share” given by the Banking Law numbered 5411, the owners of the existing qualified shares within the Bank capital and their share rates are explained below:

Name Surname/Trade Name	The Amount of Shares	Share Rate	Paid Shares	Unpaid Shares
Bank of China Limited	1,051,229,996	99.99%	1,051,229,996	-

4) Explanations regarding the chairman and the members of board of directors, general manager and assistants and their shares

The Chairman and members of the Board of Directors, the members of Audit Committee, the General Manager and his assistants do not have any shares in the Bank.

5) The Evaluation of the chairman of the board of directors and the general manager for the activity period and their expectations for the future

Bank of China Turkey A.Ş., being the subsidiary of a Global Systemically Important Financial Institution, Bank of China Ltd, is increasing its presence in the Turkish market with a long term point of view.

Bank of China Ltd. has increased its global operations as of end of 2021 and is now active in 57 countries all around the world and has been present in Turkey through its Istanbul Representative Office since 2011. The decision to establish a subsidiary in Turkey was taken by the Board in 2015 after which, in May 2016, the Banking License was obtained from the BRSA and upon completion of all the necessary steps on May 9th 2018 Bank of China Turkey A.Ş. became operational. Within 2021, founding General Manager of Bank of China Turkey A.Ş., Mr. Ruojie LI resigned from his duties in the Bank. With this opportunity, we would like to thank him once again for all his efforts during the establishment period and thereafter.

2021 was a year wherein positive impacts of extraordinary monetary and fiscal measures appeared just after the disruption on global economic outlook owed to the impacts of the pandemic from the previous year. Expansionary policies led to favorable results on growth. Asset prices kept moving in an upward trend. Inflation dynamics accelerated upward on a global scale while rapid vaccination served to decrease the effects of the pandemic. Supply chain issues were resolved up to a certain point in 2021. However, there are some forecasts that it will take time to return to pre-pandemic times. Despite some views that global supply chain price increases will gradually come back in 2022, the prevailing

estimation implies that this period will last longer than expected. In 2022, due to Omicron variant concerns, shortage of labor, loose policies and tapering will have negative impact on global economic growth.

In 2021, although many economies bounced back from pandemic faster than expected, many other difficulties such as supply chain problems and accelerating inflation dynamics occurred. Because of shutdown of facilities, there have been lots of problems in international trade and industrial production which led to supply chain issues. According to World Bank, problems in international trade, such as pandemic related closures of production facilities and ports, climate related logistics challenges and shipping difficulties are likely to be temporary. The World Bank estimates that supply and labor side shortages will gradually diminish during 2022 and in the second half of 2022, inflation and commodity prices to decrease. Global growth rate is expected to go down to 4.1% in 2022 from last year's 5.5% in an outstanding manner. World Bank also expects decreasing demand, fiscal and monetary incentives to lead growth to fall further to 3.2% in 2023.

Turkey has reached an economic growth beyond its potential thanks to positive impacts of both domestic and foreign demand in 2021. Positive effects of the global recovery also contributed to this growth. Monetary expansion and credit growth oriented policies in 2020 had a substantial impact on domestic demand in 2021. Turkey could manage to keep negative effects of the pandemic at a minimum level with fast vaccination and remedial measures taken. Growth rate is expected to occur around long term average by slowing down in 2022 with normalization process in domestic demand and uncertainty in the local and global markets. Medium Term Program expects Turkey GDP to grow 9% by end of 2021 and 5% by end of 2022. Fiscal policies, monetary policy stance, domestic and foreign economic developments, pace of acceleration in industrial production and investments will be main indicators for GDP growth in 2022. In line with Medium Term Program, per capita income is predicted to be USD 9,489 in 2021 and gradually reaching USD 9,947 in 2022.

On monetary policy side, the tight monetary policy stance is replaced by loose monetary policy stance in the second half of the year. Policy rate cuts started in September 2021 and reached 500 basis points in cumulative basis which widened the gap between inflation and policy rate. Increasing credit risk and Turkish Lira depreciation caused significant increases in inflation and market interest rates. Relatively loose monetary and fiscal policies due to rising pandemic concerns put pressure on CBRT in combating inflation. Turkish Lira and Turkish assets became less attractive for residents and non-residents. Upon the new measures announced towards the end of year, Turkey closed the year in more stable and balanced market conditions. In 2022, CBRT is expected to pause rate cuts in the 1st quarter and continue in line with inflation dynamics afterwards. CBRT is expected to maintain foreign exchange buying auctions whenever convenient to accumulate reserves. In this context, one of the most important indicator to monitor is the foreign currency holdings of residents which already hit record levels. As

soon as the confidence on Turkish Lira is ensured and foreign portfolio investments increase, the recovery will be sustained in the local financial market in 2022. Treasury & Finance Ministry introduced “Exchange Rate-Protected Lira Time Deposit” instrument in December 2021. Implications of this instrument will be observed in 2022 and Turkish Lira is expected to follow a more foreseeable and balanced path.

Persistency of supporting monetary and fiscal policies will have a particular impact on growth side. The expectation of a relatively quiet year in terms of political risks implies start of capital inflows into Turkish economy. Positive overview in terms of geopolitical developments, favorable acceleration in foreign relations and reforms on economy and law are the essential factors on the pace of capital flows. 2022 is expected to be a year of potential acceleration in the nature of a robust and predictable monetary policy stance, improvement in foreign affairs, fiscal discipline and related measures mentioned in the Medium Term Program. Gradually increasing CBRT reserves will be protective against any potential deficiency in external finance. Along with the signs of improving macroeconomic indicators, FED and ECB monetary policies will be important for Turkish economy that expects acceleration in capital inflows.

As Bank of China Turkey A.Ş., in order to protect our employees from the virus, we have very successfully implemented remote working immediately after cases were recognized in Turkey. The business continuity was ensured thanks to the Bank’s Information Technology teams’ efforts. The Bank still continues to provide Personal Protection Equipment for its employees and their families quarterly. Despite the challenging environment both globally and in Turkey, we have been able to continue with funding in the projects we have participated. In line with our strategy, we have continued working with top notch Turkish corporates as well as the local financial institutions. We hope to continue supporting the big projects as well as telecommunications, energy and logistics projects in the coming year. As a long-term investor in Turkey, we are willing to have long-term business perspectives in the market and take advantage of the market expectations of a better 2022 to increase our portfolio. Since one of the most important targets of our bank is to boost the Sino-Turkish trade and economic cooperation between China and Turkey, we will be using the full support of Bank of China global network.

We would like to take this opportunity to extend our gratitude to our shareholder, our dedicated employees, our customers, local regulators and government for their continuous support.

Chairman of the Board of Directors
Bin CHEN

General Manager
Xiaoming GAO

6) Explanation of the number of personnel and branches, type of services and activities of the bank and evaluation of the position of the Bank in the sector

Bank of China Turkey A.Ş. has 42 employees as of December 31, 2021. The Bank is operating only through its Head Office and does not have any branches as of end of 2021. Although the Bank has the full license from the banking regulator, the actual business is concentrated in Corporate Banking. The Bank only serves to legal entity customers and does not provide any cash services.

Bank of China Turkey A.Ş. aims to work with top tier corporates; local, multinational, Chinese or International, which have solid financials and easy access to financial sources. As per the “One Belt One Road” initiative the Bank also concentrates in the banking needs of Chinese companies having investment appetite in Turkey.

Main service areas of the Bank are related to Trade Finance, Corporate Loans, Project Finance, Deposits and Foreign Currency transactions. Thanks to the global network of Bank of China of more than 11 thousand branches in China and 61 countries and regions around the world, Bank of China Turkey A.Ş. has vast opportunities to finance the international trade. Another major aim is to support the infrastructural projects of Turkey. Therefore, Bank of China Turkey A.Ş. is concentrating on financing of these huge projects together with other branches of the group and thus, investing its resources to the development of the country.

One of the most important competitive advantages of the Bank in the sector is its global network and the cooperation opportunities with this network. Another one is the increasing appetite from Chinese corporates to invest in Turkey. Since Turkey has become part of the Belt and Road Initiative in 2015, more and more Chinese companies are interested in investing in Turkey. Being the most internationally active bank in China, most of the Chinese going out customers is already the clients of Bank of China in China and thus potential clients for Bank of China Turkey A.Ş. as they invest in Turkey.

7) Information on research and development practices related to new services and activities given

Bank of China Turkey A.Ş.’s product portfolio is composed of cash and non-cash loans as well as trade finance products, deposits and currency transactions. The Bank aims to enlarge its product portfolio in time as per the requests of its customers. Since the Bank is concentrating on corporate clients most of the products that will be utilized will be tailor-made designed according to the needs of the customers. On the Treasury side, the Bank is working on extending its infrastructure to be able to offer its clients derivative products as well as RMB services.

B- INFORMATION ABOUT MANAGEMENT AND CORPORATE GOVERNANCE APPLICATIONS

1) Corporate governance

The Bank, strictly follows the rules and regulations within the scope of the applicable legislation, closely tracks changes in the related legislation and continuously enhances its corporate governance capabilities. In July 2021, Ruojie Li resigned from his duties as the General Manager and Board member. On 01/09/2021, the Board of Directors appointed Xiaoming Gao as the General Manager and he then became a natural member of the Board of Directors as per the banking legislation. Xiaoming Gao also took over Ruojie Li's duties pertaining to the Board-level committees and Xiaoming Gao, Özgür Dalgıç and Xiaoyu Liu have carried out the duties as the members of the Corporate Governance Committee which had been formed in order to comply with the applicable legislation with the Regulation on the Corporate Governance Principles of the Banks and its annex, the Corporate Governance Principles of the Banks until the end of 2021. The Committee follows the Bank's progress in respect of the corporate governance principles and policies and informs the Board of Directors as it deems necessary.

The Bank attaches great importance to corporate principles and rules. In order to continuously update the corporate governance policies according to the legislative requirements and the Bank's progress and to perform activities in strict compliance with these policies, the Bank's Board of Directors, with guidance from its Corporate Governance Committee, has gone through all the related documents which need to be prepared/amended by the Board including but not limited to the Corporate Governance Committee Charter, Corporate Governance Policy and the Board of Directors Charter, and has applied necessary changes to some other policies and charters. Utmost importance is given to the comprehensive support of the Bank's systems to the effective operation of its corporate governance.

The Bank promotes innovative practices in corporate governance and constantly takes measures for the smooth operations of the Board of Directors and develops mechanisms and precautions in respect of information security and shareholder engagement. This supports the systematic decision-making and constructive work of the Board, promotes the transparency of the Bank and allows the Bank to properly meet its responsibilities to its shareholders as well.

The Bank enhances its corporate governance system in a forward-looking and exploratory manner. The Board of Directors pays close attention to the internal control and risk management and continuously endeavors to enhance the Bank's level of compliance with the legislation. In addition, the Bank closely monitors all the latest developments in domestic and international corporate governance principles and policies.

2) Information about the chairman and members of the board of directors, members of the audit committee, general manager and assistants and managers of the units within the scope of internal systems

Board of Directors

The Bank's managing body is the Board of Directors constituting of five board members. Four of them were appointed with the Articles of Association dated 10 January 2017 and the board resolution no.1 dated 31 January 2017 and their appointment has been re-approved at the general assembly dated 30 March 2017 and as of 28/03/2018 the same members had got appointed for two years. Following that; as of 29/06/2020 again the same members got appointed as the Board of Directors members for another two-year term. As of the Board of Directors Resolution dated 21/07/2020, again, Mr. Bin Chen has been appointed as the Chairman of the Board of Directors, and Mr. Pengjun Dang has been appointed as the Deputy/Acting Chairman of the Board of Directors until the end of their terms of duty. Accordingly,

Name Surname	Duty	Assigned Date	Education	Professional Experience
Bin Chen	Chairman of the Board	Re-elected for a period of 2 years with the General Assembly resolution dated 29/06/2020. As of the Board of Directors Resolution dated 21/07/2020, Mr. Bin Chen has been appointed, again, as the Chairman of the Board of Directors.	* China Sciences Academy, System Sciences Research Institute, Phd * Jiangxi University, Computer Science and Control Theory, Master Degree * Jiangxi University, Basic Mathematics, Bachelor Degree	27 Years
Xiaoming Gao	Board Member / General Manager	Appointed as Board Member and General Manager with the Board Resolution dated 01/09/2021 to serve during the term of his predecessor.	*University of International Business and Economics, Economics, Phd *University of International Business and Economics, International Trade, Bachelor Degree *Beijing Institute of Light Industry, Department of Automation Engineering, Computer and Application, Bachelor Degree	29 Years

Name Surname	Duty	Assigned Date	Education	Professional Experience
Pengjun Dang	Deputy/Acting Chairman of the Board	Re-elected for a period of 2 years with the General Assembly resolution dated 29/06/2020. As of the Board of Directors Resolution dated 21/07/2020, Mr. Pengjun Dang has been appointed as the Deputy/Acting Chairman of the Board of Directors.	*Pekin University, International Relations, Master Degree *Pekin University, International Relations, Bachelor Degree	27 Years
Xiaoyu Liu	Board Member	Re-elected for a period of 2 years with the General Assembly resolution dated 29/06/2020 .	*China Renmin University, Finance, Master Degree *Shanxi Finance University, Tax Profession, Bachelor Degree	21 Years
Özgür Dalgıç	Board Member and Internal Systems Officer	Re-elected for a period of 2 years with the General Assembly resolution dated 29/06/2020 .	*Loughborough University, Banking and Finance, Master Degree * Ankara University , Business Administration, Bachelor Degree	30 Years

Managers of Internal Systems

Name Surname	Duty	Assigned Date	Education	Professional Experience
Ferhun Ateş	Head of Internal Control & Compliance	04/05/2017	*Gazi University, Institute of Social Sciences, Master in Business Administration *Ankara University, Faculty of Political Sciences, Economics, Bachelor Degree	23 Years
Hülya Bayır	Head of Risk Management	04/05/2017	*Hacettepe University , Finance, PHD *Vanderbilt University, Economic Development, MA *Hacettepe University, Finance, MS *Ankara University , Finance, Bachelor Degree	30 Years

Name Surname	Duty	Assigned Date	Education	Professional Experience
Gürkan Sezgün	Head of Internal Audit	04/05/2017	*Marmara University, Business Administration, Bachelor Degree	22 Years

Audit Committee

Name Surname	Duty	Assigned Date	Education	Professional Experience
Pengjun Dang	Committee Chairman	04.05.2017 (As per the BoD Resolution dated 17/08/2020, he continues to the same duty.)	* Pekin University, International Relations, Master Degree *Pekin University, International Relations, Bachelor Degree	27 Years
Özgür Dalgıç	Committee Member	04.05.2017 (As per the BoD Resolution dated 17/08/2020, he continues to the same duty.)	*Loughborough University, Banking and Finance, Master Degree * Ankara University , Business Administration, Bachelor Degree	30 Years

Assistant General Manager

Name Surname	Duty	Assigned Date	Education	Professional Experience
Dalei Ding	Assistant/Acting General Manager	03/06/2019	* Central Finance and Economy Institute , Finance and Banking, Bachelor Degree	25 Years

3) Information on the mandate and professional experience of the auditors

In the General Assembly Meeting dated 30 March 2021, PwC BAĞIMSIZ DENETİM VE SERBEST MUHASEBECİ MALİ MÜŞAVİRLİK A.Ş. was authorized about auditing process and preparation of audit reports. The audit agreement is for 1-year term.

4) The activities of the credit committee and the committees affiliated to the board of directors or established under the risk management systems in accordance with the internal systems of banks to assist the board of directors and the names and surnames of the chairman and the members of these committees and their essential duties

Audit Committee

The Committee, in accordance with the provisions of the Regulation on Banks' Internal Systems and Internal Capital Adequacy Assessment Procedure has been established to support to Board of Directors by monitoring the integrity of financial statements, the operations of internal systems and other aspects of the Bank's financial management in accordance with the duties and responsibilities as well as to set up and maintenance of necessary processes to ensure compliance of the Bank with all applicable laws, other regulations and internal regulations. Members of the Committee is composed of Pengjun Dang (Committee Chairman) and Özgür Dalgıç who are non-executive directors of Board. Özgür DALGIÇ who is located in Turkey also serves as Internal Systems Officer in the Bank. During the year, the Audit Committee convened 4 times and took 7 resolutions.

Risk Committee

The Committee has been established to assist the Board of Directors in monitoring the risk management structure of the Bank; the Bank's risk management and risk assessment guidelines and policies required to fulfill the duties and responsibilities of the Committee regarding market, credit, operations, liquidity, strategy, reputation risks and other risks; the risk tolerance and appetite of the Bank; the capital, liquidity and funds of the Bank and the risk management performance of the bank. Committee Members is composed of Xiaoming Gao (General Manager); Xiaoyu Liu and Özgür Dalgıç (Internal Systems Officer) who are the Board members. The regular reports have been submitted to Committee for information and Committee took 1 resolution.

Steering Committee on Prevention of Anti Money Laundering

The Committee has been established to ensure that the Bank's compliance with the anti-money laundering and counter-terrorism legislation and the global Bank of China policies and procedures, and the implementation of its policies and procedures to carry out the Compliance program in accordance with the legislation and global policies, to review them in case of new regulations and amendments in

the relevant legislation, to evaluate the impacts on the Bank, and to assess the issues identified in the examinations by internal and external auditors and regulators, and to determine and evaluate the risk appetite for the prevention of financing of money laundering and terrorism.

Committee Members is composed of the General Manager Xiaoming GAO and Internal Systems Officer Özgür Dalgıç who are co-chairman of the Committee, Assistant General Manager Dalei Ding, Head of Internal Control and Compliance Ferhun Ateş, AML and Compliance Manager Nazlı İpek Tüzün, Head of Banking Services Dept. Guohong Sun and Head of Corporate Banking Dept. Onur Sekizyeralı, Head of Internal Audit Gurkan Sezgun without having voting right and other participants upon agenda of the Committee, if needed. The committee convened quarterly and discussed updated the AML and Combatting the Finance of Terrorism Policy, KYC Process, FATF Evaluation, the AML Steering Committee Charter, recent developments about the E.U and the U.S sanctions, and sanctions screening activities of the Bank.

Remuneration Committee

With remuneration policy, Bank of China Turkey A.Ş. aims to create an effective remuneration system, hire capable employees who will support the Bank to reach its goals and provide a sustainable process.

In order to carry out the supervision of the Bank's remuneration policy and its implementation on behalf of the Board of Directors, a Remuneration Committee was established in accordance with the regulations of the Banking Regulation and Supervision Agency and Bank of China policies.

The current structure of Remuneration Committee is below:

Name Surname	Duty
Pengjun Dang	Committee Chairman
Bin Chen	Committee Member

The meeting is held as often as required by the Remuneration Committee with the condition of meeting at least once a year.

The Remuneration Committee reviews the remuneration policy of the Bank at least once annually, with a purpose to assess if changes are required. In order to ensure effectiveness of remuneration policy, the Board of Directors review it at least once a year as well. During the year, the Remuneration Committee convened 1 time and approved 2 resolutions.

In the implementation of remuneration practices in Bank of China Turkey A.Ş., “The Guide for Best Remuneration Practices in Banks” which is published by BRSA in 31 March 2016 dated Official Gazette are taken into consideration as reference.

Corporate Governance Committee

The Committee’s purpose is to act on behalf of the Board in fulfilling the following responsibilities:

- Oversight of corporate governance practices of the Bank, including review of the Bank’s Corporate Governance Guidelines and carry out development studies in this regard;
- Annual performance evaluation process of the Board and its committees;
- Oversight of the Bank’s regulatory compliance with corporate governance principles and carry out development studies in this regard
- Making suggestions to the Board, when necessary, regarding corporate governance issues.

The meeting is held as often as required by the Remuneration Committee with the condition of meeting at least once a year.

The current structure of the Committee which was first constituted on 04/05/2017 is as follows:

Name Surname	Duty
Xiaoyu Liu	Committee Chairman
Xiaoming Gao	Committee Member
Özgür Dalgıç	Committee Member

Credit Committee

The Credit Committee is the mechanism for credit evaluations and decision-making of the Bank. Credit Committee has the responsibility to approve new credit proposals and annual reviews (including modifications and changes to conditions) within the scope of Delegated Level of Authority defined by Board. Duties, responsibilities and working principles of Credit Committee are defined in Credit Committee Charter. Since the Board of Directors and the Credit Committee are composed of the same members, there is no actual Credit Committee.

5) Information on the attendance of the members of the Board of Directors and the audit committee and other subcommittees to the relevant meetings held during the accounting period

Özgür Dalgıç attended 4 audit committee meetings and Pengjun DANG attended 1 audit committee meeting within 2021.

6) Audit committee's assessments on the operation of internal control, internal audit and risk management systems and information about their activities within the accounting period

The functions of the Bank within the scope of internal systems are the Internal Control and Compliance; Internal Audit and Risk Management. These functions are carried out as directly reported to the Internal Systems Officer and the Audit Committee and independent from each other and the executive units. Internal systems and Audit Committee activities are carried out as compliant with the regulation on Banks' Internal Systems and Internal Capital Adequacy Assessment Process and in line with the Bank's scope of transactions and activities. Committee convened 4 times and took 7 resolutions and informed the Board of Directors by reports.

Internal Control and Compliance function is carried out in accordance to Internal Control and Compliance Policy, which is based on the Banking Law, Law on Prevention of Laundering Proceeds of Crime, Law on Prevention of the Financing of Terrorism and related sub-regulations and Bank of China global practices. Internal Control and Compliance is authorized to monitor, inspect and control all activities in the units /departments of the Bank. Internal Control and compliance activities and how they will be performed are designed together with the relevant units by Internal Control and Compliance, taking into account all the characteristics of the activities carried out by the Bank. Compliance activities are; in order to ensure compliance of all activities and new activities carried out and planned by the Bank with all applicable laws and other applicable legislation giving priority to the legislation regarding the prevention of laundering of criminal proceeds and the fight against financing of terrorism; monitoring all applicable legislation, reviewing new legislation or amended regulations and informing and directing personnel; committees and senior management, Audit Committee / Internal Systems Responsible and Board of Directors of the Bank to a necessary extent.

Reports were prepared within the scope of Internal Control and Compliance Policy and Audit Committee and Senior Management were informed.

In this scope;

- Following the legislative amendments, top management and related units were informed, opinions on draft amendments were given and opinions were drawn on the questions of the top management and in-bank units regarding the legislation.
- Internal procedures were reviewed and updated
- Rectification Management Procedure which regulates the correction process of the findings detected by Regulatory Agency, Independent and internal auditor and mother company auditors was enacted.
- MASAK senior managers were visited and exchanged information; annual AML training on legislation, compliance program of the Bank, sanctions were given to staff with a test for evaluation and assessment; the annual MASAK workshop was attended.

Risk management activities are the management of the risk caused from banking activities in accordance with the risk policy by considering the scale of the Bank and its activities.

In this scope,

- The General Risk Management Policy, General Risk Limit Policy, Liquidity Risk Management Policy, Operational Risk Policy, Reputational Risk Policy, Market Risk Management Policy, Internal Capital Adequacy Assessment Process has been reviewed. Vendor Risk Management Program has been revised accordingly. Internal Capital Adequacy Assessment Process is managed with bank-wide participation. In addition, the charter prepared for the establishment of the Risk Control Committee was submitted to the approval of the Board of Directors.
- The Risk Committee, the Audit Committee and the Senior Management and the Board of Directors are informed about the Bank's risks through periodic reports.
- The risk limits are reviewed regularly by the Internal Systems Officer, Head of Risk Management, Risk Committee and the Bank's senior management in a way not to exceed the legal limits stated in the legislation and if deemed necessary, they are redefined with the approval of the Board of Directors.
- Risks are measured according to international and local regulations, Bank policies and procedures, using methods accepted in international practices appropriate to the Bank's structure, stress test and scenario analyzes are carried out and reported regularly to senior management, Risk Committee and Board of Directors. Risk measurements are included in the Bank's decision-making processes.

In the scope of Internal Audit activities;

- The Annual Internal Audit Plan, IS Internal Audit Plan, Risk Assessment Report and Risk Matrix were prepared and audits were carried out in accordance with the plan. Related units' responses were taken, corrective actions were scheduled and followed up, Audit Committee, Senior Management and Board of Directors were informed.
- 2021 Management Assertion Audit Plan was prepared and the audit activities were carried out and the results were shared with the Independent Auditor by obtaining the approval of the senior management and the Board of Directors.
- Meetings were held with the independent auditors and independent audit activities, the findings were evaluated, corrective actions were taken and monitored, the senior management, the Audit Committee and the Board of Directors were informed.

7) A summary Board report submitted to the General Assembly

We believe that 2021 was a successful year for Bank of China Turkey A.Ş.

As of December 31, 2021, the Bank's total assets stood at TL 2,662,692 thousand (31 December 2020: TL 2,004,474 thousand), total loans at TL 654,751 thousand (31 December 2020: TL 589,720 thousand) and customer deposits except for Bank's deposits at TL 284,930 thousand (31 December 2020: TL 204,189 thousand) .

As of the end of 2021, the Bank's net profit was TL 191,115 thousand (31 December 2020: TL 118,941 thousand). As of December 31, 2021, the Bank's total equity amounted to TL 1,735,678 thousand (31 December 2020: TL 1,576,019 thousand) with a capital adequacy ratio of 35.84% (31 December 2020: 62.71%).

Loans, the major component of Bank's assets, reached TL 654,721 thousand (31 December 2020: 589,720) at year's end, increased by 11.02% compared to 2020. Receivables from banks, the other key item of the Bank's assets, amounted to TL 625,417 thousand (31 December 2020: TL 712,785 thousand), excluding receivables from the Central Bank of Turkey.

At year-end 2021, Bank of China Turkey A.Ş. reported total assets as TL 2,662,692 thousand (31 December 2020: TL 2,004,474 thousand), increased by 33% year-to-year.

Bank of China Turkey A.Ş. reported TL 243,722 thousand (31 December 2020: TL 142,262 thousand) net interest income in 2021. The Bank's net profit is TL 191,115 thousand (31 December 2020: TL 118,941 thousand) for the fiscal year. The average return on equity was 11% in 2021, which was 7.5% in the previous year.

We will continue to strengthen our Bank, expand our product and service coverage, and diversify our financing capability to better serve our customers and grow stronger and stronger.

8) Information on human resources applications

The Bank's vision is to be a globally preferred Bank in Turkey by providing services that add high value to society.

The Bank's mission is to provide financial services that create excellent values for its customers and shareholders, by strengthening the financial cooperation between Turkey and China. It is aimed to support the trade between two countries while contributing to the realization of the China's "One Belt One Road" initiative and Turkey's "the Middle Corridor Plan".

The Bank's values;

- Professionalism
- Integrity
- Performance
- Responsibility
- Innovation
- Prudence

In the recruitment processes, the Bank concentrates to hire new employees who are in line with the global values of the Bank, who pursue excellence, are honest, responsible, open to development and are prone to team work.

In the future, the Bank aims to hire experienced and competent professionals in line with its vision, mission and values.

With performance management process, the Bank aims to achieve to establish moderate incentive and constraint mechanism, to enhance the duty performance capacity of employees at various levels and to improve the employees' career development and performance advancement.

As of 31 December 2021, number of employees in Bank of China Turkey A.Ş. is 42 (31 December 2020: 44) Bank of China Turkey A.Ş. pays attention to the implementation of the remuneration policy by providing equal opportunities to our employees, and ensuring that the practices related to remuneration and promotion are in compliance with the relevant legislation, ethical values and strategic objectives of the Bank.

With the remuneration policy, the Bank aims to bring new professionals to the Bank and to increase/maintain the motivation of the employees who has high level of performance. In the process of determining the remuneration policy, sectorial data are taken into consideration in order to show a competitive attitude in the sector, to bring new competent and experienced professionals to the Bank and increase the motivation of the employees. Within the budget of the relevant year, salary increases are mainly based on some factors such as general inflation level in Turkey and the employee's performance in the relevant period.

It is aimed in the Bank to support the professional and personal development of the employees through training and development activities such as internal trainings, oversea trainings organized by the Parent Company in China and online trainings carried out by the London Training Center and New York Global Training Center. Due to the pandemic, all trainings and seminars were held online in 2021. Trainings,

which require all employees' participation and compulsory by local institutions and the Parent Company, were carried out online by internal trainers and participation of all employees was ensured.

Bank continued to provide personal protective equipment such as hand disinfectants, antiseptic wet wipes, surgical masks and FFP2-FFP3 masks and they were distributed to the employees in 2021 in quarterly basis.

New employees attended online orientation program, and the technical equipment and personal protective equipment they needed were delivered to them before their start date.

The visits of the employees to the Bank (when necessary) were followed up with the Office Working Request Form, and the visits were approved by their supervisors. Human Resources Unit ensured that all Employees follow personal protection measures when they are at the Office. While employees are working from their home, referring to the Covid-19 guidance published by the Ministry of Health, Bank completed the required arrangements for keeping the workplace safe. The measures taken, the rules to be followed and useful links were shared with the employees on the Bank's intranet page under the title "Combating Covid-19".

9) Transactions of the Bank with the related risk group

The Bank carries out various transactions with the Group companies within the scope of its activities. The resulting profit/loss are associated with the income statement.

The operations of Bank of China Turkey A.Ş. with its risk group including the summary information are explained in detail in the footnotes of the financial statements.

Amount – Thousand TL	2021	2020	2019
<i>Balance Sheet</i>			
Banks	39,678	75,878	8,768
Derivative financial assets valued at fair value through profit and loss	-	-	20,444
Derivative financial liabilities valued at fair value through profit and loss	199,564	79,019	-
Banking Deposits	82,977	-	-
Borrowings	180,931	74,203	59,423
Other Liabilities	-	-	1,657
<i>Income Statement</i>			
Interest Income from banks	89	96	6
Interest Expense to banks	945	1,250	482

Fees and Commissions Income	46,780	34,112	16,877
Fee and Commission Expense	-	-	8
Profit on Derivative Financial Transactions	-	-	46,903
Loss on Derivative Financial Transactions	127,239	66,169	-
<i>Off-Balance Sheet</i>			
Guarantees and Letter of Credits	388,135	405,598	271,883
Derivatives	469,487	505,220	564,546

10) Information on the activities of the members of the governing body on behalf of the Bank itself or its printing activities and the activities within the scope of the activities within the scope of the competition bank

The Board of Directors members have made no transaction with the Bank on their or other persons' behalf pursuant to the permission given by the General Assembly and no activity within the scope of noncompetition has been carried by the board members. The Board of Directors has adopted all its resolutions unanimously within the year of 2021.

11) Information on the subjects of activity and the persons and institutions from which the support is received in accordance with the regulation on authorization of Banks' support services and authorization of support service organizations

Name of Supporting Service Company	Explanation of Service
Intertech Bilgi İşlem ve Pazarlama Ticaret A.Ş.	Core Banking Application License and Application Service, Software Development and Support Service
KyndrylGlobal Services İş ve Teknoloji Hizmetleri ve Ticaret Ltd. Şti.	Primary Data Center Server Hosting Service
Koç Sistem Bilgi ve İletişim Hizmetleri A.Ş.	Disaster Recovery Centre Server Hosting Service
Maro Uluslararası Bilgi Teknolojileri Danışmanlık, Geliştirme, Destek Hizmetleri Sanayi ve Ticaret A.Ş.	TCMB IBS system integration application development and support service

C- FINANCIAL INFORMATION AND RISK MANAGEMENT ASSESSMENT

1) **Independent Auditor's report**

The attached independent auditor's report as of 31 December 2021 is presented to General Assembly.

2) **Information on risk management policies and risk management explanations by risk types**

Risk management covers the measurement and monitoring of risks, the control and reporting of risks within certain limits. Risk Management is independent from the executive units and fulfills her responsibilities to the Board of Directors through the Internal Systems Officer, Audit Committee and Risk Committee.

The policies for each of the quantifiable risks such as General Risk Policy and Credit Risk, Market Risk, Liquidity Risk, Operational risk have been established for the determination, measurement and control of the risks that the Bank may be exposed to due to its activities and have been approved and enacted by Board of Directors.

For these risks, written limits, early warning thresholds and risk appetite indicators were determined by the General Risk Limit Policy and approved by the Board of Directors.

Reputational Risk Policy has been approved by Board of Directors to improve the level of reputational risk management, and reduce the impact of and losses arising from reputational risk events.

The Internal Capital Adequacy Assessment Procedure for the determination of the internal capital requirements and the adequacy of the Bank has been approved by the Board of Directors.

The risk limits are reviewed regularly by the Internal Systems Officer, Head of Risk Management, Risk Committee and the Bank's senior management in a way not to exceed the legal limits stated in the legislation and if deemed necessary, they are redefined with the approval of the Board of Directors. International Financial Reporting Standard 9 (IFRS9) Impairment Methodology Document has been approved by IFRS9 Committee as a procedure. Stress Test Implementation Fundamentals Procedure has been approved for application of stress tests.

Risks are measured according to international and local regulations, Bank policies and procedures, using methods accepted in international practices appropriate to the Bank's structure, stress test and scenario analyzes are carried out and reported regularly to senior management, Risk Committee and Board of Directors. Risk measurements are included in the Bank's decision-making processes.

Credit Risk Management

The Bank identifies the credit risk as the credit risk by the borrower or by the counterparty from failing to pay the loan or failing to fulfill a contractual obligation. The general principles related to the credit risk management of the Bank are determined within the framework of the General Risk Management Policy and the limits for risk appetite are determined within the framework of the General Risk Limit Policy:

The Credit Policy has been established and approved by the Board of Directors in order to establish a credit risk management framework to manage credit risks; to help maintain a high level of credit portfolio quality; to support early detection and active management of real and potential credit issues in order to minimize the financial losses, and to ensure compliance with local legislation and main shareholder regulations on general and specific loan provisions. Together with the credit policy, Credit Allocation Procedure, Credit Monitoring Procedure, Loan Disbursement Procedure, Asset Classification Procedure, Periodic Inventory of Credit Assets Procedure, Customer Credit Rating Procedure and Collateral Procedure constitute the Bank's credit risk management framework. The International Financial Reporting Standard 9 (IFRS9) Policy was approved by the Board of Directors as the Bank started to allocate provisions according to IFRS9 Methodology in 2020.

The main principle of the credit risk policy is to monitor and control the risk yield structure arising from the credit risk of the Bank and when necessary, determine the policies for correction; to identify, measure, report, monitor and control the risks to which the Bank is exposed when determining the procedure and limit and the risks arising from the transactions with the risk group of the Bank.

In order to mitigate all risks related to errors, deficiencies, irregularities and abuses and to prevent conflicts of interest; marketing, approval, disbursement and monitoring tasks of loans are executed by the authorities of different units by taking into consideration the principle of segregation of duties.

Credit limits are determined in line with the risk appetite of the Bank by taking into consideration the activity area of the companies, sector seasonality, risk profile, loss history, collateral structure and maturity of the loan. Credit limits are checked at both the counterparty level and the group level.

A rating system is used for the evaluation and examination of credits in the Bank; for discovering of early warning signals of deteriorated risks to allow for special monitoring of loans; for effectively managing problematic loans and for producing proper and effective risk-based pricing mechanisms.

The principle of triple defense line has been adopted in the management of credit risk. Controls of operational unit are the first line of defense; risk management, legal compliance and internal control the second line of defense; Internal Audit is the third line of defense. The Bank's credit risk measurement and monitoring activities are carried out directly by Risk Management under the Internal Systems Officer.

The Senior Management, Risk Committee and the Board of Directors are regularly informed about developments in the quality of the loan portfolio, stress test and scenario analysis, and limits on risk appetite.

Market Risk Management

Bank defines the market risk as the risk of loss in value and return of in or off balance sheet assets as a result of changes in rates and prices in financial markets. Within the framework of the market risk policy, the Bank's basic principles regarding market risk management, duties and responsibilities of the parties involved in market risk management and the process of measuring, monitoring and reporting of market risk have been determined.

The limits for risk appetite are determined by the Board of Directors in the General Risk Limit Policy and monitored in this scope.

Liquidity Risk Management

The Bank identifies 'liquidity risk' as the risk that the Bank may fail to meet funding requirements or may fail to do so at a reasonable cost.

Under normal and stressful market conditions, liquidity risk is defined, measured, limited and reporting standards are set by Liquidity Risk Management Policy. This Policy is reviewed by the Risk Committee every year and approved by the Board of Directors when necessary. Where there is a significant change in the Bank's business strategy or legal requirements, the Board of Directors approves these changes in line with the recommendations of the Risk Committee.

The Bank's appetite for liquidity risk is determined under the General Risk Limit Policy. Business units are responsible for complying with the risk appetite determined within the framework of the General Risk Limit Policy and to remain within the limits.

Operational Risk Management

The operational risk management framework includes all processes of identifying, measuring, evaluating, controlling, reducing, monitoring and reporting the operational risks that the Bank is exposed to. The Bank considers the need for operational risk management in strategic and operational planning, daily and operational risk management and decision taking mechanism at all levels within the organization. This policy aims at establishing an effective internal control system to ensure a secure banking environment in compliance with other internal regulations, applicable laws and other regulations. Activities are carried out to establish the operational risk culture across the Bank.

3) Financial benefits to members of the board of directors and senior executives

Total amount of the granted monetary advantages such as salary, premium, bonus to the Board of Directors members, within the year of 2021, is net amounting to TL 7,015 thousand (31 Dec 2020: TL 4,832 thousand). There is no such payment made to the Board members not holding a certain executive or non-executive position/duty in the Bank. No attendance fee has been paid to any of the Board members.

4) Information on ratings if any and ratings provided by rating agencies

None.

5) Information on the Bank's investments in the related accounting period

Tangible Asset Investment:

As of 31 December 2021, the Bank has tangible fixed assets amounting to TL 12,593 thousand (31 December 2020: TL 16,186 thousand).

An important part of tangible fixed assets consists of operating lease development costs, vehicle, furniture and furnishing and office machinery mainly related to IT.

Investment in Intangible Assets:

As of 31 December 2021, the Bank has intangible assets amounting to TL 2,043 thousand (31 December 2020: TL 2,680 thousand).

Intangible assets are the operating license and development costs that the Bank pays for its systems.

6) Information on direct and indirect subsidiaries and shares of the Bank

The Bank does not have any direct or indirect affiliates.

7) Information on the Bank's own shares

None.

8) Explanations on the special audit and public audit in the accounting period

External audits were conducted by the independent auditor of the Bank with quarterly limited audits.

No special audit requests were made by the Bank's shareholders in 2021.

Central Bank of the Republic of Turkey conducted an audit for the Bank in 2021.

9) Information on the lawsuits against the Bank and the cases and possible results that can affect the Bank's financial status and activities

None.

10) Explanations regarding the administrative or judicial sanctions imposed on the members of the bank and the governing body due to unlawful practices

None.

11) Information on the rationale and the reasons if the general assembly resolutions were not fulfilled, if the objectives were not met or if the resolutions were not fulfilled in the past periods

Decisions of the past General Assembly were fulfilled.

12) Extraordinary general assembly meetings within the year

No extraordinary general assembly meetings were held during 2021.

13) Information on the donations and assistance provided by the Bank within the year and expenditures within the framework of social responsibility projects

None (2020: TL 72,240).

14) Legal transactions with the beneficiary company or a company based on a dominant enterprise or a legal entitlement to the benefit of a company dependent on the company, and other measures avoided for the beneficiary company or a company dependent on it in the previous year

Bank of China Turkey A.S. has performed legal transactions with Bank of China Limited and its foreign subsidiaries in the form of financial transactions.

None of these legal transactions were performed in accordance with the initiative or interest of Bank of China Limited or its related companies.

In all these legal proceedings, the agreements were concluded as it is signed between third parties. In accordance with the initiative or interest of Bank of China Limited or its affiliated companies, no prevention has been applied that would result in damage to the Bank.

Information on the transactions carried out within the Group Companies is detailed in the Bank's Affiliation Report.

15) Information if the above-mentioned legal process is taken or the measure is taken or avoided at the moment according to their own circumstances and conditions, according to each legal act is provided in an appropriate manner and whether the provision of measures taken from the company to prevent the damage of the company did not hurt, whether the loss of the Company is not equivalent or equalized

As of the date of the transactions conducted between Bank of China Turkey A.S. and Bank of China Limited and other subsidiaries of the main shareholder, there are no circumstances or conditions existing for the beneficiary of Bank of China Limited or its affiliated parties.

There is no measure taken by the Bank in favor of these companies and there is no harm to the Bank.

D- FINANCIAL INFORMATION

1) Analysis and evaluation of the management body on the financial situation and activity results, the degree of realization of the planned activities, the status of the Bank against the determined strategic targets

During 2020, the number of customers and transaction volume increased in line with Bank of China Limited's global strategies. In 2021, we aim to reinforce the perception of a reliable, permanent and global business partner by establishing long term relationships with its customers.

In line with the targets set by the Board of Directors, an annual budget is created and the compliance of the operating results with the budget is monitored. Profit/Loss Balances, Balance Sheet and risk-weighted assets are approved by the Board of Directors within the scope of the internal capital adequacy process.

The decisions taken by the General Assembly are carried out by the Board of Directors without exception.

2) Information on the Bank's sales, efficiency, revenue generation capacity, profitability, debt / equity ratio and other issues that will give an idea about the results of bank operations compared to previous years and prospective expectations

Bank of China Turkey A.Ş. started its activities on May 09, 2018 after a rather long intense preparation period. During 2021, Bank of China Turkey A.Ş., loans, the major component of our Bank's assets, reached TL 654,721 thousand (31 December 2020: TL 589,720 thousand) at year's end, increased by 11.02% compared to 2020. 31% of cash loans are in TL and 69% are in foreign currencies. Receivables from banks, the other key item of the Bank's assets, amounted to TL 625,417 thousand (31 December 2020: TL 712,785 thousand), excluding receivables from the Central Bank of Turkey. During 2021, bond investments, the another major component of our Bank's assets, reached TL 1,044,541 thousand (31 December 2020: TL 614,303 thousand) at year's end, increased by 70% compared to 2020.

On the liabilities side, Bank of China Turkey A.Ş.'s borrowings are TL 180,930 thousand (31 December 2020: TL 74,203 thousand) in 2021. Demand and time deposits from non-banking clients are TL 284,930 thousand (31 December 2020: TL 204,189 thousand), increased by 39.54% compared to 2020.

Bank of China Turkey A.Ş. reported net interest income of TL 243,722 thousand (31 December 2020: TL 142,262 thousand) in 2021. Profit before taxes from continuing operations amounted to TL 255,154 thousand (31 December 2020: TL 155,652 thousand). The Bank's net profit is TL 191,115 thousand (31 December 2020: TL 118,941 thousand) for the fiscal year.

As of 31 December 2021, the Bank has a total of TL 3,351,740 thousand (31 December 2020: TL 1,525,889 thousand) non-cash loans consisting of letters of guarantee amounting to TL 388,135 thousand (31 December 2020: TL 405,598 thousand) and other guarantees amounting to TL 2,963,605 thousand. (31 December 2020: TL 1,120,291 thousand)

As of 31 December 2021, the Bank reported total shareholders' equity of TL 1,771,603 thousand (31 December 2020: TL 1,591,612 thousand), which is increased by TL 179,991 compared to 2020.

As of 31 December 2021, the Bank's capital adequacy ratio is 35.84% (31 December 2020: 62.71%) and is well above the minimum rate determined by the relevant legislation. At the same time, the Bank's liquidity and FX rates are above the minimum level determined by the legislation.

3) Assessment and management body evaluations regarding whether the capital of the Bank is unrequited or whether it is submerged in debt or not

None.

4) Measures to be taken to improve the financial structure of the Bank, if any

None.

5) Explanations on government incentives

None.

6) Information on the dividend distribution policy and the proposal on how to use the undistributed profit if the profit distribution will not be made

The legal reserves are allocated to the first and second reserves in accordance with Turkish Commercial Code (TTK). First legal reserves are allocated as 5% of the profit until the total reserves reach 20% of the paid-in capital.

The Bank's Ordinary General Assembly Meeting was held on 30 March 2021. At the Ordinary General Assembly Meeting, it was decided to transfer the unconsolidated net profit amounting to 118,941 TL from the activities of 2020, 7,783 TL to general legal reserves, 100,042 TL to undistributed profits as extraordinary reserves and 10% of distributable profit which is 11,116 TL to payables to shareholder's dividend according to BRSA decision. On March 31, 2021, 118,941 TL was transferred to reserve funds and payables to shareholder's dividend accounts.

Bank's net income of 2021 after tax (TL 191.115) is retained at previous years' profit account. The authorized body of the Bank regarding the distribution of profit is the General Assembly and as of the date of these financial statements, the annual ordinary General Assembly has not been held yet. As of the report date, there is no decision taken regarding the profit distribution for year 2021.

7) Summary financial information for a period of five years including the reporting period

The comparative financial information of the Bank for the past periods is presented in the previous sections of the Annual Report.

E- OTHER

1) Disclosures about special events that occurred in the Bank after the end of the operating year and which may affect the rights of shareholders, creditors and other related persons and organizations

None.

2) Additional information deemed appropriate by the governing body

None.

BANK OF CHINA TURKEY A.Ş.

**UNCONSOLIDATED FINANCIAL STATEMENTS AND RELATED
DISCLOSURES AT DECEMBER 31, 2021
TOGETHER WITH INDEPENDENT AUDITOR'S REPORT
(Convenience translation of publicly announced unconsolidated
financial statements, related disclosures and auditor's report
originally issued in Turkish)**



**CONVENIENCE TRANSLATION INTO ENGLISH OF
INDEPENDENT AUDITOR'S REPORT ORIGINALLY ISSUED IN TURKISH
(See Note I of Section Three)
INDEPENDENT AUDITOR'S REPORT**

To the General Assembly of Bank of China Turkey A.Ş.

A. Audit of the Unconsolidated Financial Statements

1. Opinion

We have audited the accompanying unconsolidated financial statements of Bank of China Turkey A.Ş. (the "Bank"), which comprise the statement of unconsolidated balance sheet as at 31 December 2022, unconsolidated income statement, unconsolidated statement of income and expense items under shareholders' equity, unconsolidated statement of changes in shareholders' equity, unconsolidated statement of cash flows for the year then ended and the notes to the unconsolidated financial statements and a summary of significant accounting policies and unconsolidated financial statement notes.

In our opinion, the unconsolidated financial statements present fairly, in all material respects, the unconsolidated financial position of the Bank as at 31 December 2022, and its unconsolidated financial performance and its unconsolidated cash flows for the year then ended in accordance with the Banking Regulation and Supervision Agency ("BRSA") Accounting and Financial Reporting Legislation which includes "Regulation on Accounting Applications for Banks and Safeguarding of Documents" published in the Official Gazette No.26333 dated 1 November 2006, and other regulations on accounting records of Banks published by Banking Regulation and Supervision Board and circulars and interpretations published by BRSA and Turkish Financial Reporting Standards ("TFRS") for those matters not regulated by the aforementioned regulations.

2. Basis for Opinion

Our audit was conducted in accordance with the "Regulation on Independent Audit of Banks" published by the BRSA on the Official Gazette No.29314 dated 2 April 2015 and the Standards on Independent Auditing (the "SIA") that are part of Turkish Standards on Auditing issued by the Public Oversight Accounting and Auditing Standards Authority (the "POA"). Our responsibilities under these standards are further described in the "Auditor's Responsibilities for the Audit of the Unconsolidated Financial Statements" section of our report. We hereby declare that we are independent of the Bank in accordance with the Ethical Rules for Independent Auditors (including Independence Standards) (the "Ethical Rules") and the ethical requirements regarding independent audit in regulations issued by POA that are relevant to our audit of the unconsolidated financial statements. We have also fulfilled our other ethical responsibilities in accordance with the Ethical Rules and regulations. We believe that the audit evidence we have obtained during the independent audit provides a sufficient and appropriate basis for our opinion.

3. Key Audit Matters

Key audit matters are those matters that, in our professional judgment, were of most significance in our audit of the unconsolidated financial statements of the current period. Key audit matters were addressed in the context of our independent audit of the unconsolidated financial statements as a whole, and in forming our opinion thereon, and we do not provide a separate opinion on these matters.



Key Audit Matters	How the key audit matter was addressed in the audit
<p>Expected credit losses for loans</p> <p>The Bank has total expected credit losses for loans amounting to TL 6,564 thousand in respect to total loans amounting to TL 654,721 thousand which represent a significant portion of the Bank's total assets in its unconsolidated financial statements as at 31 December 2021. Explanations and notes related to expected credit losses for loans and receivables are presented in Section Three Part VII, Section Four Part II and Section Five Part 1.6 in the accompanying unconsolidated financial statements as at 31 December 2021.</p> <p>The Bank recognizes provision for impairment in accordance with "IFRS 9 Financial Instruments" ("IFRS 9") requirements and the "Regulation on the Procedures and Principles for Classification of Loans and Provisions to be Provided" as published in the Official Gazette dated 22 June 2016 numbered 29750. The Bank exercises significant decisions using subjective judgement, interpretation and assumptions over when and how much to record as loan impairment. The effects related to COVID-19 pandemic increased the importance of the estimates and assumptions used by the Bank's management in determining the expected credit loss provisions for loans as of 31 December 2021, and the uncertainties caused by these effects were taken into account in the calculation of expected credit loss as presented in the Part XXVII of the Third Section, by using expert opinion. The Bank determines stage classification of loans within the framework of applicable regulations by identifying significant increase in credit risk with quantitative and qualitative assessments and default events. Information including past events, current conditions and macroeconomic estimates taken into account in expected loss allowance accounting should be reasonable and supportable.</p>	<p>With respect to stage classification of loans and calculation of expected credit losses, we have assessed policy, procedure and management principles of the Bank including COVID-19 effects within the scope of our audit. We tested the design and the operating effectiveness of relevant systems and processes implemented in accordance with these principles.</p> <p>We checked appropriateness of matters considered in methodology applied by the Bank with IFRS 9 for calculation of the provision amount through stage classification of loans. For forward looking assumptions made by the Bank's management in its expected credit losses calculations including the effects of the COVID-19 pandemic, we held discussions with management and evaluated the assumptions using publicly available information. Regarding expected credit losses methodology; we have assessed and tested appropriateness of model segmentation, lifetime probability of default model, exposure at default model, loss given default model and the approaches to reflecting reasonable and supportable forward looking expectations (including macroeconomic factors) with our financial risk experts. Our procedures also included the following:</p> <ul style="list-style-type: none"> • Together with our financial risk experts, we evaluated and tested reasonableness of the changes in the expected credit loss allowance methodology and the performance of the impairment models used. • We have checked selected models used in determination of provisions for various credit portfolios with our financial risk experts by reperforming on a sample selection basis.



<i>Key Audit Matters</i>	<i>How the key audit matter was addressed in the audit</i>
<p>Expected credit losses for loans (Continued)</p> <p>The Bank uses complex models that requires data to be derived from multiple systems for determining significant increase in credit risk and calculation of TFRS 9 expected credit losses.</p> <p>Our audit was focused on this area due to existence of complex estimates and information used in the impairment assessment such as macro-economic expectations, current conditions, historical loss experiences; the significance of the loan balances; the classification of loans as per their credit risk (staging) and the importance of determination of the associated expected credit loss. Timely and correct identification of default event and significant increase in credit risk and level of judgements and estimations made by the management have significant impacts on the amount of impairment provisions for loans. Therefore, this area is considered as key audit matter.</p>	<ul style="list-style-type: none"> • We checked key data sources for data used in expected credit losses calculations. We tested reliability and completeness of the data used in expected credit losses calculations with our information systems specialists. • We checked accuracy of resultant expected credit losses calculations. • To assess appropriateness of the Bank's determination of staging for credit risk, identification of impairment and timely and appropriate provisioning for impairment we have performed loan review procedures. • We evaluated the adequacy of the disclosures made in the unconsolidated financial statements regarding the provision for impairment of loans.

4. Responsibilities of Management and Those Charged with Governance for the Unconsolidated Financial Statements

The Bank management is responsible for the preparation and fair presentation of the unconsolidated financial statements in accordance with the BRSA Accounting and Financial Reporting Legislation, and for such internal control as management determines is necessary to enable the preparation of unconsolidated financial statements that are free from material misstatement, whether due to fraud or error.

In preparing the unconsolidated financial statements, management is responsible for assessing the Bank's ability to continue as a going concern, disclosing, as applicable, matters related to going concern and using the going concern basis of accounting unless management either intends to liquidate the Bank or to cease operations, or has no realistic alternative but to do so.

Those charged with governance are responsible for overseeing the Bank's financial reporting process.



5. Auditor's Responsibilities for the Audit of the Unconsolidated Financial Statements

Responsibilities of independent auditors in an independent audit are as follows:

Our aim is to obtain reasonable assurance about whether the financial statements as a whole are free from material misstatement, whether due to fraud or error, and to issue an independent auditor's report that includes our opinion. Reasonable assurance expressed as a result of an independent audit conducted in accordance with "Regulation on Independent Audit of Banks" published by the BRSA on the Official Gazette No.29314 dated 2 April 2015 and SIA is a high level of assurance but does not guarantee that a material misstatement will always be detected. Misstatements can arise from fraud or error. Misstatements are considered material if, individually or in the aggregate, they could reasonably be expected to influence the economic decisions of users taken on the basis of these unconsolidated financial statements.

As part of an independent audit conducted in accordance with "Regulation on Independent Audit of Banks" published by the BRSA on the Official Gazette No.29314 dated 2 April 2015 and SIA, we exercise professional judgment and maintain professional scepticism throughout the audit. We also:

- Identify and assess the risks of material misstatement in the unconsolidated financial statements, whether due to fraud or error, design and perform audit procedures responsive to those risks, and obtain audit evidence that is sufficient and appropriate to provide a basis for our opinion. The risk of not detecting a material misstatement resulting from fraud is higher than for one resulting from error, as fraud may involve collusion, forgery, intentional omissions, misrepresentations, or the override of internal control.
- Assess the internal control relevant to the audit in order to design audit procedures that are appropriate in the circumstances, but not for the purpose of expressing an opinion on the effectiveness of the Bank's internal control.
- Evaluate the appropriateness of accounting policies used and the reasonableness of accounting estimates and related disclosures made by management.
- Conclude on the appropriateness of management's use of the going concern basis of accounting and, based on the audit evidence obtained, whether a material uncertainty exists related to events or conditions that may cast significant doubt on the Bank ability to continue as a going concern. If we conclude that a material uncertainty exists, we are required to draw attention in our auditor's report to the related disclosures in the unconsolidated financial statements or, if such disclosures are inadequate, to modify our opinion. Our conclusions are based on the audit evidence obtained up to the date of our independent auditor's report. However, future events or conditions may cause the Bank to cease to continue as a going concern.
- Evaluate the overall presentation, structure and content of the unconsolidated financial statements, including the disclosures, and whether the unconsolidated financial statements represent the underlying transactions and events in a manner that achieves fair presentation.

We communicate with those charged with governance regarding, among other matters, the planned scope and timing of the audit and significant audit findings, including any significant deficiencies in internal control that we identify during our audit.



We provide those charged with governance with a statement that we have complied with relevant ethical requirements regarding independence. We also communicate with them all relationships and other matters that may reasonably be thought to bear on our independence, and where applicable, related safeguards actions taken to eliminate threats or safeguards applied.

From the matters communicated with those charged with governance, we determine those matters that were of most significance in the audit of the unconsolidated financial statements of the current period and are therefore the key audit matters. We describe these matters in our auditor's report unless law or regulation precludes public disclosure about the matter or when, in extremely rare circumstances, we determine that a matter should not be communicated in our report because the adverse consequences of doing so would reasonably be expected to outweigh the public interest benefits of such communication.

B. Other Responsibilities Arising From Regulatory Requirements

1. No matter has come to our attention that is significant according to subparagraph 4 of Article 402 of Turkish Commercial Code ("TCC") No. 6102 and that causes us to believe that the Bank's bookkeeping activities concerning the period from 1 January to 31 December 2021 period are not in compliance with the TCC and provisions of the Bank's articles of association related to financial reporting.
2. In accordance with subparagraph 4 of Article 402 of the TCC, the Board of Directors submitted the necessary explanations to us and provided the documents required within the context of our audit.

Additional Paragraph for Convenience Translation

The effects of differences between accounting principles and standards explained in detail in Section Three and accounting principles generally accepted in countries in which the accompanying unconsolidated financial statements are to be distributed and International Financial Reporting Standards ("IFRS") have not been quantified in the accompanying unconsolidated financial statements. Accordingly, the accompanying unconsolidated financial statements are not intended to present the financial position, results of operations and changes in financial position and cash flows in accordance with the accounting principles generally accepted in such countries and IFRS.

PwC Bağımsız Denetim ve
Serbest Muhasebeci Mali Müşavirlik A.Ş.

Didem Demer Kaya, SMMM
Partner

Istanbul, 24 February 2022

(CONVENIENCE TRANSLATION OF FINANCIAL STATEMENTS ORIGINALLY ISSUED IN TURKISH
SEE NOTE I. OF SECTION THREE)


THE UNCONSOLIDATED FINANCIAL REPORT OF
BANK OF CHINA TURKEY A.Ş. FOR THE YEAR ENDED DECEMBER 31, 2021

Address : Esentepe Mahallesi. Büyükdere Caddesi, Tekfen Tower No:209 Şişli-Istanbul
Telephone : (0 212) 260 88 88
Fax : (0 212) 279 88 66
Web site : www.bankofchina.com.tr
E-mail : contact@bankofchina.com.tr

The unconsolidated yearend financial report includes the following sections in accordance with the "Communiqué on Financial Statements and Related Explanation and Notes that will be Publicly Announced" as sanctioned by the Banking Regulation Supervision Agency


- GENERAL INFORMATION ABOUT THE BANK
- UNCONSOLIDATED YEAR END FINANCIAL STATEMENTS OF THE BANK
- EXPLANATIONS ON ACCOUNTING POLICIES
- INFORMATION RELATED TO FINANCIAL POSITION AND RISK MANAGEMENT OF THE BANK
- EXPLANATIONS AND NOTES RELATED TO UNCONSOLIDATED FINANCIAL STATEMENTS
- OTHER EXPLANATIONS
- INDEPENDENT AUDIT REPORT

The accompanying unconsolidated financial statements and notes to these financial statements which are expressed, unless otherwise stated, in thousands of Turkish Lira have been prepared and presented based on the accounting books of the Bank in accordance with the Regulation on the Principles and Procedures Regarding Banks' Accounting and Keeping of Documents, Turkish Accounting Standards, Turkish Financial Reporting Standards, and related appendices and interpretations of these, and have been independently audited.



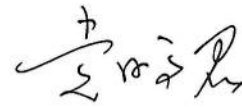
Bin CHEN

Chairman of the
Board of Directors



Xiaoming GAO

Member of the
Board of Directors and
General Manager



Pengjun DANG

Deputy Chairman of the
Board of Directors and
Chairman of the Audit
Committee



Özgür DALGIÇ

Member of the
Board of Directors and Member
of the Audit Committee




Dalei DING

Assistant General
Manager



Fang LONG

Head of Financial and
Operational Control
Department



Elif GÜMRAH

Financial Reporting and
Budgeting Manager

Contact information of the personnel in charge of the addressing of questions about this financial report:

Name-Surname/Title : **Elif Gümrah** / Financial Reporting and Budgeting Manager
Telephone Number : (0 212) 386 01 32

BANK OF CHINA TURKEY A.Ş.

TABLE OF CONTENTS

SECTION ONE

General Information

I.	History of the Bank Including Its Incorporation Date, Initial Status and Amendments to the Initial Status	1
II.	Capital structure, shareholders controlling the management and supervision of the Bank directly or indirectly, and if exists, changes on these issues and the Group that the Bank belongs to	1
III.	Information on the Board of Directors, Members of the Audit Committee, president and executive vice presidents, changes in these matters (if any) and shares of the Bank they possess	1-2
IV.	Information on the Banks' Qualified Shareholders	2
V.	Summary Information on the Bank's Functions and Business Lines	2
VI.	Differences between the communicate on preparation of consolidated financial statements of banks and Turkish accounting standards and short explanation about the entities subject to full consolidation or proportional consolidation and entities which are deducted from equity or entities which are not included in these three methods	2
VII.	Existing or potential, actual or legal obstacles to immediate transfer of capital between Bank and its subsidiaries and repayment of debts	2

SECTION TWO

Unconsolidated Financial Statements

I.	Balance Sheet (Statement of Financial Position)	3-4
II.	Statement of Off-Balance Sheet Commitments	5
III.	Statement of Profit or Loss	6
IV.	Statement of Profit or Loss and Other Comprehensive Income	7
V.	Statement of Changes in Shareholders' Equity	8
VI.	Statement of Cash Flows	9
VII.	Profit Distribution Statement	10

SECTION THREE

Accounting Policies

I.	Basis of Presentation	11-12
II.	Explanations on the Usage Strategy of Financial Instruments and On Foreign Currency Transactions	12
III.	Explanations on Forward Transactions, Options and Derivative Instruments	12
IV.	Information on Interest Income and Expenses	13
V.	Explanations on Fee and Commission Income and Expenses	13
VI.	Explanations on Financial Assets	13
VII.	Information on Impairment of Financial Assets	14
VIII.	Disclosures About Netting and Derecognition of Financial Instruments	15
IX.	Information on Sales and Repurchase Agreements and Lending of Securities	15
X.	Explanations on Assets Held for Sale and Discontinued Operations and the Related Liabilities	15
XI.	Explanations on Goodwill and Other Intangible Assets	16
XII.	Explanations on Tangible Assets	16
XIII.	Explanations on Leasing Transactions	17
XIV.	Explanations on Provisions and Contingent Liabilities	17
XV.	Explanations on Liabilities Related to Employee Rights	18
XVI.	Explanations on Taxation	18-20
XVII.	Additional Explanations on Borrowings	20
XVIII.	Explanations on Share Certificates Issued	20
XIX.	Explanations on Bank Acceptances and Bills of Guarantee	20
XX.	Explanations on Government Incentives	20
XXI.	Explanations on Profit Reserves and Profit Distribution	20-21
XXII.	Explanations on Earnings Per Share	21
XXIII.	Explanations on Related Parties	21
XXIV.	Explanations on Cash and Cash Equivalents	21
XXV.	Explanations on Segment Reporting	21
XXVI.	Reclassifications	22
XXVII.	Explanations on Other Matters	22

SECTION FOUR

Information on Financial Structure and Risk Management

I.	Explanations on the Components of Shareholders' Equity	
II.	Explanations on Credit Risk	23-27
III.	Explanations on Currency Risk	27-32
IV.	Explanations on Interest Rate Risk	32-38
V.	Explanations on Position Risk of Equity Securities	38
VI.	Explanations on Liquidity Risk and Liquidity Coverage Ratio	38-43
VII.	Explanations on Leverage Ratio	43
VIII.	Explanations on Securitization Positions	44
IX.	Explanations on Risk Management	44-56
X.	Explanations on Market Risk	56
XI.	Explanations on Operational Risk	57
XII.	Explanations Regarding the Presentation of Financial Assets and Liabilities at Their Fair Value	57-58
XIII.	Explanations On The Activities Carried Out On Behalf And Account Of Other Parties	58

SECTION FIVE

Explanations and Notes on the Unconsolidated Financial Statements

I.	Explanations and Disclosures Related to the Assets	59-66
II.	Explanations and Disclosures Related to the Liabilities	67-72
III.	Explanations and Disclosures Related to Off-Balance Sheet Contingencies and Commitments	72-75
IV.	Explanations and Disclosures Related to the Income Statement	76-80
V.	Explanations and Notes Related to Changes in Shareholders' Equity	81
VI.	Explanations and Notes Related to Statement of Cash Flows	82
VII.	Explanations and Disclosures on the Risk Group of the Bank	83-84
VIII.	Explanations on the Bank's Domestic, Foreign, Off-shore Branches or Investments in Associates and Foreign Representative Offices	84

SECTION SIX

Other Explanations

I.	Other Explanations on the Operations of the Bank	85
II.	Events After the Balance Sheet Date	85

SECTION SEVEN

Explanations On Independent Audit Report

I.	Explanations On Independent Audit Report	86
II.	Other Footnotes And Explanations Prepared By Independent Auditors	86

BANK OF CHINA TURKEY A.Ş.

NOTES TO THE UNCONSOLIDATED FINANCIAL STATEMENTS AS OF DECEMBER 31, 2021

(Amounts expressed in thousands of Turkish Lira (TL) unless otherwise indicated.)

SECTION ONE

GENERAL INFORMATION

I. History of the Bank including its corporation date, initial status and amendments to the initial status

Bank of China Limited (“the Parent Company”) began its activities in Turkey through Bank of China Limited Turkey Representative Office opened in 2011. Banking Regulation and Supervisory Agency (BRSA) authorized the Bank to establish a deposit bank in Turkey with the decision numbered 6880 dated May 2, 2016. As BRSA’s establishment permission, as per the decision numbered 7612 dated December 1, 2017 and published on the Official Gazette no 30263 dated December 7, 2017, the Bank got the official operational license, with 99.99% of shareholding of the Parent Company; the Bank has been announced in the Trade Registry Gazette dated January 17, 2017, numbered 9243 along with the Articles of Association dated January 10, 2017.

The Bank started its banking activities on May 9, 2018.

II. Capital structure, shareholders controlling the management and supervision of the Bank directly or indirectly, and if exists, changes on these issues and the Group that the Bank belongs to

Besides being one of the biggest public banks in the People’s Republic of China, the Parent Company, Bank of China Limited, who holds 99.99% of the Bank’s shares is also one of the biggest banks in the world and has a respectable reputation for over a hundred years. Since the establishment of the London Branch in 1929, which was the first overseas branch, Bank of China, who represents the People’s Republic of China best in the international arena, established its representative office in 2011, in Istanbul, Turkey. There have not been any changes in the Bank’s partnership structure in 2021.

III. Information on the Board of Directors, Members of the Audit Committee, president and executive vice presidents, changes in these matters (if any) and shares of the Bank they possess

Members of the Bank’s Board of Directors, Audit Committee Members, General Manager and Deputies as of December 31, 2021 are stated below. None of the members of the Board of Directors (including General Manager) has shareholding interest in the Bank.

The Chairman and the Members of the Board of the Directors:

Name	Title	Assigned Date	Education
Bin CHEN	Chairman of the Board of Directors	January 10, 2017	PHD Degree
Xiaoming GAO	Member of the Board of Directors and General Manager	September 10, 2021	PHD Degree
Xiaoyu LIU	Member of the Board of Directors	January 10, 2017	Master Degree
Pengjun DANG	Deputy Chairman of the Board of Directors	January 10, 2017	Master Degree
Özgür DALGIÇ	Member of the Board of Directors	January 10, 2017	Master Degree

Members of the Audit Committee:

Name	Title	Assigned Date	Education
Pengjun DANG	Chairman of the Audit Committee	May 4, 2017	Master Degree
Özgür DALGIÇ	Member of the Audit Committee Responsible for Internal Systems	May 4, 2017	Master Degree

BANK OF CHINA TURKEY A.Ş.

NOTES TO THE UNCONSOLIDATED FINANCIAL STATEMENTS AS OF DECEMBER 31, 2021

(Amounts expressed in thousands of Turkish Lira (TL) unless otherwise indicated.)

GENERAL INFORMATION (Continued)

III. Information on the Board of Directors, Members of the Audit Committee, president and executive vice presidents, changes in these matters (if any) and shares of the Bank they possess (Continued)

Assistant General Manager:

Name	Title	Assigned Date	Education
Dalei DING	Deputy of General Manager and Assistant General Manager Responsible for Financial Management and Control, Information Technologies, Credit Allocation, Human Resources and Administrative Affairs of the Bank	June,3 2019	Bachelor Degree

IV. Information on the Banks' Qualified Shareholders

In accordance with the definition of qualified share in the Banking Law numbered 5411 and Article 13 of the Regulation on the Bank's Transactions Subject to Permission and Indirect Shareholding, qualified shareholders are given below;

Name Surname/Company	Shares	Ownership	Paid-in Capital	Unpaid Capital
Bank of China Limited	1,051,229	99.99%	1,051,229	-

V. Summary Information on the Bank's Functions and Business Lines

As it is stated in Article 3 of the Articles of Association, the objective and purpose of the Bank whose General Directorate is located in Istanbul, is that the main field of activity is corporate banking. As of December 31, 2021, the Bank serves with 42 employees (December 31, 2020: 44 employees).

VI. Differences between the communique on preparation of consolidated financial statements of banks and Turkish accounting standards and short explanation about the entities subject to full consolidation or proportional consolidation and entities which are deducted from equity or entities which are not included in these three methods

None.

VII. Existing or potential, actual or legal obstacles to immediate transfer of capital between Bank and its subsidiaries and repayment of debts

None.

BANK OF CHINA TURKEY A.Ş.

UNCONSOLIDATED BALANCE SHEET (STATEMENT OF FINANCIAL POSITION) AS OF DECEMBER 31, 2021

(Amounts expressed in thousands of Turkish Lira (TL) unless otherwise indicated)

I. Balance Sheet (Statement of Financial Position)

	Note (Section Five)	Audited Current Period 31.12.2021			Audited Prior Period 31.12.2020		
		TL	FC	Total	TL	FC	Total
I. ASSETS		335,527	539,125	874,652	641,260	114,223	755,483
1.1 Cash and cash equivalents		335,527	539,125	874,652	641,260	114,223	755,483
1.1.1 Cash and balances at central bank	(5.1.1)	1,964	247,909	249,873	6,309	37,089	43,398
1.1.2 Banks	(5.1.4)	333,921	291,496	625,417	635,643	77,142	712,785
1.1.3 Money Market Placements		-	-	-	-	-	-
1.1.4 Expected Credit Losses (-)	(5.1.4)	358	280	638	692	8	700
1.2 Financial assets at fair value through profit or loss		-	-	-	-	-	-
1.2.1 Government Debt Securities		-	-	-	-	-	-
1.2.2 Equity securities		-	-	-	-	-	-
1.2.3 Other financial assets		-	-	-	-	-	-
1.3 Financial assets at fair value through other comprehensive income		-	-	-	-	-	-
1.3.1 Government debt securities		-	-	-	-	-	-
1.3.2 Equity securities		-	-	-	-	-	-
1.3.3 Other financial assets		-	-	-	-	-	-
1.4 Derivative financial assets	(5.1.3)	-	-	-	-	-	-
1.4.1 Derivative financial assets at fair value through profit and loss		-	-	-	-	-	-
1.4.2 Derivative financial assets at fair value through other comprehensive income		-	-	-	-	-	-
II. FINANCIAL ASSETS MEASURED AT AMORTISED COST (Net)		1,242,835	449,797	1,692,632	820,846	377,473	1,198,319
2.1 Loans	(5.1.6)	200,201	454,520	654,721	207,120	382,600	589,720
2.2 Lease receivables		-	-	-	-	-	-
2.3 Factoring receivables		-	-	-	-	-	-
2.4 Other financial assets measured at amortised cost	(5.1.7)	1,044,541	-	1,044,541	614,303	-	614,303
2.4.1 Government debt securities		1,044,541	-	1,044,541	614,303	-	614,303
2.4.2 Other financial assets		-	-	-	-	-	-
2.5 Expected credit losses (-)	(5.1.6.7)	1,907	4,723	6,630	577	5,127	5,704
III. ASSETS HELD FOR RESALE AND RELATED TO DISCONTINUED OPERATIONS(NET)		-	-	-	-	-	-
3.1 Held for sale		-	-	-	-	-	-
3.2 Discontinued operations		-	-	-	-	-	-
IV. EQUITY INVESTMENTS		-	-	-	-	-	-
4.1 Investments in associates (net)		-	-	-	-	-	-
4.1.1 Associates accounted by using equity method		-	-	-	-	-	-
4.1.2 Unconsolidated associates		-	-	-	-	-	-
4.2 Subsidiaries (net)		-	-	-	-	-	-
4.2.1 Unconsolidated financial subsidiaries		-	-	-	-	-	-
4.2.2 Unconsolidated non-financial subsidiaries		-	-	-	-	-	-
4.3 Joint Ventures (net)		-	-	-	-	-	-
4.3.1 Joint ventures valued based on equity method		-	-	-	-	-	-
4.3.2 Unconsolidated jointly ventures		-	-	-	-	-	-
V. TANGIBLE ASSETS (Net)	(5.1.13)	12,593	-	12,593	16,186	-	16,186
VI. INTANGIBLE ASSETS (Net)	(5.1.14)	2,043	-	2,043	2,680	-	2,680
6.1 Goodwill		-	-	-	-	-	-
6.2 Other		2,043	-	2,043	2,680	-	2,680
VII. INVESTMENT PROPERTY (Net)		-	-	-	-	-	-
VIII. CURRENT TAX ASSET		-	-	-	-	-	-
IX. DEFERRED TAX ASSET	(5.1.17)	61,264	-	61,264	24,184	-	24,184
X. OTHER ASSETS	(5.1.19)	3,450	16,058	19,508	3,669	3,953	7,622
Total Assets		1,657,712	1,004,980	2,662,692	1,508,825	495,649	2,004,474

The accompanying notes form an integral part of these financial statements.

BANK OF CHINA TURKEY A.Ş.
**UNCONSOLIDATED BALANCE SHEET (STATEMENT OF FINANCIAL POSITION) AS OF
DECEMBER 31, 2021**

(Amounts expressed in thousands of Turkish Lira (TL) unless otherwise indicated)

I. Balance Sheet (Statement of Financial Position) (Continued)

	Note (Section Five)	Audited Current Period 31.12.2021			Audited Prior Period 31.12.2020		
		TL	FC	Total	TL	FC	Total
I. DEPOSITS	(5.II.1)	96	367,811	367,907	151,509	52,680	204,189
II. LOAN RECEIVED	(5.II.3)	-	180,930	180,930	-	74,203	74,203
III. MONEY MARKET FUNDS		-	-	-	-	-	-
IV. MARKETABLE SECURITIES (Net)		-	-	-	-	-	-
4.1 Bills		-	-	-	-	-	-
4.2 Asset backed securities		-	-	-	-	-	-
4.3 Bonds		-	-	-	-	-	-
V. FUNDS		-	-	-	-	-	-
5.1 Borrower funds		-	-	-	-	-	-
5.2 Other		-	-	-	-	-	-
VI. FINANCIAL LIABILITIES AT FAIR VALUE THROUGH PROFIT OR LOSS		-	-	-	-	-	-
VII. DERIVATIVE FINANCIAL LIABILITIES	(5.II.2)	199,564	-	199,564	79,019	-	79,019
7.1 Derivative financial liabilities at fair value through profit or loss		199,564	-	199,564	79,019	-	79,019
7.2 Derivative financial liabilities at fair value through other comprehensive income		-	-	-	-	-	-
VIII. FACTORING PAYABLES		-	-	-	-	-	-
IX. LEASE LIABILITIES	(5.II.5)	308	29,693	30,001	533	19,477	20,010
X. PROVISIONS	(5.II.7)	4,717	35,334	40,051	2,590	10,384	12,974
10.1 Provisions for restructuring		-	-	-	-	-	-
10.2 Reserve for employee benefits		4,707	14,042	18,749	2,556	4,079	6,635
10.3 Insurance technical reserves (Net)		-	-	-	-	-	-
10.4 Other provisions		10	21,292	21,302	34	6,305	6,339
XI. CURRENT TAX LIABILITIES	(5.II.8)	54,507	-	54,507	11,487	-	11,487
XII. DEFERRED TAX LIABILITIES		-	-	-	-	-	-
XIII. LIABILITIES FOR ASSETS HELD FOR SALE AND DISCONTINUED OPERATIONS (Net)		-	-	-	-	-	-
13.1 Held for sale		-	-	-	-	-	-
13.2 Related to discontinued operations		-	-	-	-	-	-
XIV. SUBORDINATED DEBTS		-	-	-	-	-	-
14.1 Loans		-	-	-	-	-	-
14.2 Other debt instruments		-	-	-	-	-	-
XV. OTHER LIABILITIES	(5.II.4)	17,171	958	18,129	10,488	492	10,980
XVI. SHAREHOLDERS' EQUITY	(5.II.11)	1,771,603	-	1,771,603	1,591,612	-	1,591,612
16.1 Paid-in capital		1,051,230	-	1,051,230	1,051,230	-	1,051,230
16.2 Capital reserves		-	-	-	-	-	-
16.2.1 Equity share premium		-	-	-	-	-	-
16.2.2 Share cancellation profits		-	-	-	-	-	-
16.2.3 Other capital reserves		-	-	-	-	-	-
16.3 Other accumulated comprehensive income that will not be reclassified in profit or loss		(20)	-	(20)	(12)	-	(12)
16.4 Other accumulated comprehensive income that will be reclassified in profit or loss		-	-	-	-	-	-
16.5 Profit reserves		503,049	-	503,049	395,224	-	395,224
16.5.1 Legal reserves		33,572	-	33,572	25,789	-	25,789
16.5.2 Statutory reserves		-	-	-	-	-	-
16.5.3 Extraordinary reserves		469,477	-	469,477	369,435	-	369,435
16.5.4 Other profit reserves		-	-	-	-	-	-
16.6 Profit or loss		217,344	-	217,344	145,170	-	145,170
16.6.1 Prior years' profits or losses		26,229	-	26,229	26,229	-	26,229
16.6.2 Current Period net profit or loss		191,115	-	191,115	118,941	-	118,941
16.7 Minority Shares		-	-	-	-	-	-
TOTAL LIABILITIES AND EQUITY		2,047,966	614,726	2,662,692	1,847,238	157,236	2,004,474

The accompanying notes form an integral part of these financial statements.

BANK OF CHINA TURKEY A.Ş.

UNCONSOLIDATED OFF-BALANCE SHEET COMMITMENTS AS OF DECEMBER 31, 2021

(Amounts expressed in thousands of Turkish Lira (TL) unless otherwise indicated)

II. Off Balance Sheet Commitments

	Note (Section Five)	Audited Current Period 31.12.2021			Audited Prior Period 31.12.2020		
		TL	FC	Total	TL	FC	Total
A. OFF-BALANCE SHEET COMMITMENTS (I+II+III)	(5.III.1)	379,821	3,441,406	3,821,227	446,934	1,584,175	2,031,109
I. GUARANTEES AND WARRANTIES		245,594	3,106,146	3,351,740	245,594	1,280,295	1,525,889
1.1 Letters of Guarantee		245,594	142,541	388,135	245,594	160,004	405,598
1.1.1 Guarantees Subject to State Tender Law		-	-	-	-	-	-
1.1.2 Guarantees Given for Foreign Trade Operations		-	-	-	-	-	-
1.1.3 Other Letters of Guarantee		245,594	142,541	388,135	245,594	160,004	405,598
1.2 Bank Acceptances		-	-	-	-	-	-
1.2.1 Import Letter of Acceptance		-	-	-	-	-	-
1.2.2 Other Bank Acceptances		-	-	-	-	-	-
1.3 Letters of Credit		-	-	-	-	-	-
1.3.1 Documentary Letters of Credit		-	-	-	-	-	-
1.3.2 Other Letters of Credit		-	-	-	-	-	-
1.4 Prefinancing Given as Guarantee		-	-	-	-	-	-
1.5 Endorsements		-	-	-	-	-	-
1.5.1 Endorsements to the Central Bank of Turkey		-	-	-	-	-	-
1.5.2 Other Endorsements		-	-	-	-	-	-
1.6 Purchase Guarantees for Securities Issued		-	-	-	-	-	-
1.7 Factoring Guarantees		-	-	-	-	-	-
1.8 Other Guarantees		-	2,963,605	2,963,605	-	1,120,291	1,120,291
1.9 Other Collaterals		-	-	-	-	-	-
II. COMMITMENTS		-	-	-	-	-	-
2.1 Irrevocable Commitments		-	-	-	-	-	-
2.1.1 Asset Purchase Commitments		-	-	-	-	-	-
2.1.2 Deposit Purchase and Sales Commitments		-	-	-	-	-	-
2.1.3 Share Capital Commitments to Associates and Subsidiaries		-	-	-	-	-	-
2.1.4 Loan Granting Commitments		-	-	-	-	-	-
2.1.5 Securities Issue Brokerage Commitments		-	-	-	-	-	-
2.1.6 Commitments for Reserve Requirements		-	-	-	-	-	-
2.1.7 Commitments for Cheque Payments		-	-	-	-	-	-
2.1.8 Tax and Fund Liabilities from Export Commitments		-	-	-	-	-	-
2.1.9 Commitments for Credit Card Limits		-	-	-	-	-	-
2.1.10 Commitments for Credit Cards and Banking Services Promotions		-	-	-	-	-	-
2.1.11 Receivables from Short Sale Commitments of Marketable Securities		-	-	-	-	-	-
2.1.12 Payables for Short Sale Commitments of Marketable Securities		-	-	-	-	-	-
2.1.13 Other Irrevocable Commitments		-	-	-	-	-	-
2.2 Revocable Commitments		-	-	-	-	-	-
2.2.1 Revocable Loan Granting Commitments		-	-	-	-	-	-
2.2.2 Other Revocable Commitments		-	-	-	-	-	-
III. DERIVATIVE FINANCIAL INSTRUMENTS	(5.III.2)	134,227	335,260	469,487	201,340	303,880	505,220
3.1 Hedging Derivative Financial Instruments		-	-	-	-	-	-
3.1.1 Fair Value Hedges		-	-	-	-	-	-
3.1.2 Cash Flow Hedges		-	-	-	-	-	-
3.1.3 Foreign Net Investment Hedges		-	-	-	-	-	-
3.2 Trading Derivative Financial Instruments		134,227	335,260	469,487	201,340	303,880	505,220
3.2.1 Forward Foreign Currency Buy/Sell Transactions		-	-	-	-	-	-
3.2.1.1 Forward Foreign Currency Transactions-Buy		-	-	-	-	-	-
3.2.1.2 Forward Foreign Currency Transactions-Sell		-	-	-	-	-	-
3.2.2 Swap Transactions Related to Foreign Currency and Interest Rates		134,227	335,260	469,487	201,340	303,880	505,220
3.2.2.1 Foreign Currency Swap-Buy		134,227	-	134,227	201,340	-	201,340
3.2.2.2 Foreign Currency Swap-Sell		-	335,260	335,260	-	303,880	303,880
3.2.2.3 Interest Rate Swap-Buy		-	-	-	-	-	-
3.2.2.4 Interest Rate Swap-Sell		-	-	-	-	-	-
3.2.3 Foreign Currency, Interest Rate and Securities Options		-	-	-	-	-	-
3.2.3.1 Foreign Currency Options-Buy		-	-	-	-	-	-
3.2.3.2 Foreign Currency Options-Sell		-	-	-	-	-	-
3.2.3.3 Interest Rate Options-Buy		-	-	-	-	-	-
3.2.3.4 Interest Rate Options-Sell		-	-	-	-	-	-
3.2.3.5 Securities Options-Buy		-	-	-	-	-	-
3.2.3.6 Securities Options-Sell		-	-	-	-	-	-
3.2.4 Foreign Currency Futures		-	-	-	-	-	-
3.2.4.1 Foreign Currency Futures-Buy		-	-	-	-	-	-
3.2.4.2 Foreign Currency Futures-Sell		-	-	-	-	-	-
3.2.5 Interest Rate Futures		-	-	-	-	-	-
3.2.5.1 Interest Rate Futures-Buy		-	-	-	-	-	-
3.2.5.2 Interest Rate Futures-Sell		-	-	-	-	-	-
3.2.6 Other		-	-	-	-	-	-
B. CUSTODY AND PLEDGES RECEIVED (IV+V+VI)		-	293,238	293,238	-	163,227	163,227
IV. ITEMS HELD IN CUSTODY		-	-	-	-	-	-
4.1 Customer Fund and Portfolio Balances		-	-	-	-	-	-
4.2 Investment Securities Held in Custody		-	-	-	-	-	-
4.3 Cheques Received for Collection		-	-	-	-	-	-
4.4 Commercial Notes Received for Collection		-	-	-	-	-	-
4.5 Other Assets Received for Collection		-	-	-	-	-	-
4.6 Assets Received for Public Offering		-	-	-	-	-	-
4.7 Other Items Under Custody		-	-	-	-	-	-
4.8 Custodians		-	-	-	-	-	-
V. PLEDGES RECEIVED		-	293,238	293,238	-	163,227	163,227
5.1 Marketable Securities		-	-	-	-	-	-
5.2 Guarantee Notes		-	-	-	-	-	-
5.3 Commodity		-	-	-	-	-	-
5.4 Warranty		-	-	-	-	-	-
5.5 Immovables		-	293,238	293,238	-	163,227	163,227
5.6 Other Pledged Items		-	-	-	-	-	-
5.7 Pledged Items-Depository		-	-	-	-	-	-
VI. ACCEPTED BILL, GUARANTEES AND WARRANTIES		-	-	-	-	-	-
TOTAL OFF-BALANCE SHEET COMMITMENTS (A+B)		379,821	3,734,644	4,114,465	446,934	1,747,402	2,194,336

The accompanying notes form an integral part of these financial statements.

BANK OF CHINA TURKEY A.Ş.

UNCONSOLIDATED INCOME STATEMENT FOR THE PERIOD ENDED DECEMBER 31, 2021

(Amounts expressed in thousands of Turkish Lira (TL) unless otherwise indicated)

III. Statements of Profit or Loss

INCOME AND EXPENSE ITEMS		Note (Section five)	Audited Current Period 01.01.2021- 31.12.2021	Audited Prior Period 01.01.2020- 31.12.2020
I.	INTEREST INCOME	(5.IV.1)	271,284	157,537
1.1	Interest from Loans		37,591	36,497
1.2	Interest from Reserve Deposits		1,034	301
1.3	Interest from Banks		116,127	69,420
1.4	Interest from Money Market Transactions		-	-
1.5	Interest from Marketable Securities Portfolio		116,532	51,319
1.5.1	Financial Assets at Fair Value Through Profit or Loss		-	-
1.5.2	Financial Assets at Fair Value Through Other Comprehensive Income		-	-
1.5.3	Financial Assets Measured at Amortized Cost		116,532	51,319
1.6	Interest from Financial Leases		-	-
1.7	Other Interest Income		-	-
II.	INTEREST EXPENSE	(5.IV.2)	27,562	15,275
2.1	Interest on Deposits		25,603	12,773
2.2	Interest on Funds Borrowed		945	1,250
2.3	Interest Expense on Money Market Transactions		-	-
2.4	Interest on Securities Issued		-	-
2.5	Lease Interest Expenses		917	1,089
2.6	Other Interest Expenses		97	163
III.	NET INTEREST INCOME (I - II)		243,722	142,262
IV.	NET FEES AND COMMISSIONS INCOME / LOSSES		59,407	35,447
4.1	Fees and Commissions Received		59,573	35,570
4.1.1	Non-cash Loans		56,689	32,387
4.1.2	Other		2,884	3,183
4.2	Fees and Commissions Paid		166	123
4.2.1	Non-cash Loans		-	-
4.2.2	Other		166	123
V.	DIVIDEND INCOME	(5.IV.3)	-	-
VI.	TRADING INCOME/LOSS (Net)	(5.IV.4)	42,123	30,233
6.1	Profit / Loss on Securities Trading		-	-
6.2	Profit / Loss on Derivative Financial Transactions		(127,239)	(66,169)
6.3	Foreign Exchange Gains / Losses		169,362	96,402
VII.	OTHER OPERATING INCOME	(5.IV.5)	808	365
VIII.	TOTAL OPERATING INCOME (III+IV+V+VI+VII)		346,060	208,307
IX.	EXPECTED CREDIT LOSSES (-)	(5.IV.6)	16,589	744
X.	OTHER PROVISIONS (-)		-	-
XI.	PERSONEL EXPENSES (-)		34,866	26,199
XII.	OTHER OPERATING EXPENSES	(5.IV.7)	39,451	25,712
XIII.	NET OPERATING PROFIT/LOSS (VIII-IX-X-XI-XII)		255,154	155,652
XIV.	INCOME RESULTED FROM MERGERS		-	-
XV.	INCOME/LOSS FROM INVESTMENTS UNDER EQUITY ACCOUNTING		-	-
XVI.	GAIN / LOSS ON NET MONETARY POSITION		-	-
XVII.	OPERATING PROFIT/LOSS BEFORE TAXES (XIII+...+XVI)	(5.IV.8)	255,154	155,652
XVIII.	TAX PROVISION FOR CONTINUING OPERATIONS (±)	(5.IV.9)	(64,039)	(36,711)
18.1	Current Tax Provision		(101,116)	(53,029)
18.2	Expense Effect of Deferred Tax		(3,568)	(5,200)
18.3	Income Effect of Deferred Tax		40,645	21,518
XIX.	NET OPERATING PROFIT/LOSS AFTER TAXES (XVII±XVIII)	(5.IV.10)	191,115	118,941
XX.	PROFIT FROM DISCONTINUED OPERATIONS		-	-
20.1	Income From Assets Held for Sale		-	-
20.2	Profit from Sales of Associates, Subsidiaries and Joint Ventures		-	-
20.3	Other Income From Discontinued Operations		-	-
XXI.	LOSS FROM DISCONTINUED OPERATIONS (-)		-	-
21.1	Expenses on Assets Held for Sale		-	-
21.2	Losses from Sales of Associates, Subsidiaries and Joint Ventures		-	-
21.3	Other Expenses From Discontinued Operations		-	-
XXII.	P/L BEFORE TAXES FROM DISCONTINUED OPERATIONS (XIX-XX)		-	-
XXIII.	TAX PROVISION FOR DISCONTINUED OPERATIONS (±)		-	-
23.1	Current Tax Provision		-	-
23.2	Expense Effect of Deferred Tax		-	-
23.3	Income Effect of Deferred Tax		-	-
XXIV.	NET PROFIT / LOSS FROM DISCONTINUED OPERATIONS (XXI±XXII)		-	-
XXV.	NET PROFIT / LOSS (XVIII+XXIII)	(5.IV.11)	191,115	118,941
	Profit/Loss per share		0.18180	0.11314

The accompanying notes form an integral part of these financial statements.

BANK OF CHINA TURKEY A.Ş.**UNCONSOLIDATED STATEMENT OF PROFIT OR LOSS AND
OTHER COMPREHENSIVE INCOME FOR THE PERIOD ENDED DECEMBER 31, 2021**

(Amounts expressed in thousands of Turkish Lira (TL) unless otherwise indicated)

IV Statement of Profit or Loss and Other Comprehensive Income

	Audited Current Period 01.01.2021-31.12.2021	Audited Prior Period 01.01.2020-31.12.2020
I		
CURRENT PERIOD INCOME/LOSS	191,115	118,941
II		
OTHER COMPREHENSIVE INCOME	(8)	7
2.1 Other comprehensive income that will not be reclassified to profit or loss	(8)	7
2.1.1 Gains (Losses) on Revaluation of Property and Equipment	-	-
2.1.2 Gains (Losses) on Revaluation of Intangible Assets	-	-
2.1.3 Gains (Losses) on Remeasurements of Defined Benefit Plans	(11)	9
2.1.4 Other Components of Other Comprehensive Income That Will Not Be Reclassified to Profit or Loss	-	-
2.1.5 Taxes Relating to Components of Other Comprehensive Income That Will Not Be Reclassified to Profit or Loss	3	(2)
2.2 Other Comprehensive Income That Will Be Reclassified to Profit or Loss	-	-
2.2.1 Exchange Differences on Translation	-	-
2.2.2 Valuation and/or Reclassification Profit or Loss from Financial Assets at Fair Value Through Other Comprehensive Income	-	-
2.2.3 Income (Loss) Related with Cash Flow Hedges	-	-
2.2.4 Income (Loss) Related with Hedges of Net Investment Foreign Operations	-	-
2.2.5 Other Components of Other Comprehensive Income That Will Be Reclassified to Profit or Loss	-	-
2.2.6 Tax Relating to Components of Other Comprehensive Income That Will Be Reclassified to Profit or Loss	-	-
III		
TOTAL COMPREHENSIVE INCOME (LOSS) (I+II)	191,107	118,948

The accompanying notes form an integral part of these financial statements.

BANK OF CHINA TURKEY A.Ş.

STATEMENT OF CHANGES IN SHAREHOLDERS' EQUITY FOR THE PERIOD ENDED DECEMBER 31, 2021

(Amounts expressed in thousands of Turkish Lira (TL) unless otherwise indicated)

V. Statement of Changes in Shareholders' Equity

Audited Current Period (31.12.2021)	Paid-in Capital	Share Premium	Share Certificate Cancellation Profits	Other Capital Reserves	Other Accumulated Comprehensive Income or Expense That Will Not Be Reclassified in Profit and Loss		Other Accumulated Comprehensive Income That Will Be Reclassified in Profit and Loss		Profit Reserves	Prior Period Net Income / (Loss)	Current Period Net Income / (Loss)	Total Equity
					1	2	3	4				
I. Balances at beginning of the Period (*)	1,051,230	-	-	-	-	(12)	-	-	395,224	145,170	-	1,591,612
II. Correction made as per TAS 8 (*)	-	-	-	-	-	-	-	-	-	-	-	-
2.1 Effect of corrections	-	-	-	-	-	-	-	-	-	-	-	-
2.2 Effect of changes in accounting policies	-	-	-	-	-	-	-	-	-	-	-	-
III. Adjusted balances at beginning of the Period (I+II)	1,051,230	-	-	-	-	(12)	-	-	395,224	145,170	-	1,591,612
IV. Total Comprehensive Income	-	-	-	-	-	(8)	-	-	-	-	191,115	191,107
V. Capital Increase in Cash	-	-	-	-	-	-	-	-	-	-	-	-
VI. Capital Increase through Internal Reserves	-	-	-	-	-	-	-	-	-	-	-	-
VII. Capital reserves from inflation adjustments to paid-in capital	-	-	-	-	-	-	-	-	-	-	-	-
VIII. Convertible Bonds	-	-	-	-	-	-	-	-	-	-	-	-
IX. Subordinated Debt	-	-	-	-	-	-	-	-	-	-	-	-
X. Increase/Decrease by Other Changes	-	-	-	-	-	-	-	-	-	-	-	-
XI. Profit distribution	-	-	-	-	-	-	-	-	107,825	(118,941)	-	(11,116)
11.1 Dividends	-	-	-	-	-	-	-	-	-	(11,116)	-	(11,116)
11.2 Transfers to reserves	-	-	-	-	-	-	-	-	107,825	(107,825)	-	-
11.3 Others	-	-	-	-	-	-	-	-	-	-	-	-
Balances at the end of the Period (III+IV+.....+X+XI)	1,051,230	-	-	-	-	(20)	-	-	503,049	26,229	191,115	1,771,603

Audited Prior Period (31.12.2020)	Paid-in Capital	Share Premium	Share Certificate Cancellation Profits	Other Capital Reserves	Other Accumulated Comprehensive Income or Expense That Will Not Be Reclassified in Profit and Loss		Other Accumulated Comprehensive Income That Will Be Reclassified in Profit and Loss		Profit Reserves	Prior Period Net Income / (Loss)	Current Period Net Income / (Loss)	Total Equity
					1	2	3	4				
I. Balances at beginning of the Period (*)	1,051,230	-	-	-	-	(19)	-	-	200,820	194,404	-	1,446,435
II. Correction made as per TAS 8 (*)	-	-	-	-	-	-	-	-	-	26,229	-	26,229
2.1 Effect of corrections	-	-	-	-	-	-	-	-	-	-	-	-
2.2 Effect of changes in accounting policies	-	-	-	-	-	-	-	-	-	26,229	-	26,229
III. Adjusted balances at beginning of the Period (I+II)	1,051,230	-	-	-	-	(19)	-	-	200,820	220,633	-	1,472,664
IV. Total Comprehensive Income	-	-	-	-	-	7	-	-	-	-	118,941	118,948
V. Capital Increase in Cash	-	-	-	-	-	-	-	-	-	-	-	-
VI. Capital Increase through Internal Reserves	-	-	-	-	-	-	-	-	-	-	-	-
VII. Capital reserves from inflation adjustments to paid-in capital	-	-	-	-	-	-	-	-	-	-	-	-
VIII. Convertible Bonds	-	-	-	-	-	-	-	-	-	-	-	-
IX. Subordinated Debt	-	-	-	-	-	-	-	-	-	-	-	-
X. Increase/Decrease by Other Changes	-	-	-	-	-	-	-	-	-	-	-	-
XI. Profit distribution	-	-	-	-	-	-	-	-	194,404	(194,404)	-	-
11.1 Dividends	-	-	-	-	-	-	-	-	-	(194,404)	-	(194,404)
11.2 Transfers to reserves	-	-	-	-	-	-	-	-	194,404	(194,404)	-	-
11.3 Others	-	-	-	-	-	-	-	-	-	-	-	-
Balances at the end of the Period (III+IV+.....+X+XI)	1,051,230	-	-	-	-	(12)	-	-	395,224	26,229	118,941	1,591,612

- Tangible and Intangible Asset Revaluation Reserve
- Accumulated Gains/Losses on Remeasurement of Defined Benefit Plans
- Other (Other comprehensive income of Associates and Joint Ventures Accounted for Using Equity Method That Will Not Be Reclassified to Profit or Loss and Other Comprehensive Income That Will Not Be Reclassified to Profit or Loss)
- Exchange Differences on Translation
- Accumulated Gains (Losses) due to revolution and/or reclassification of financial assets measured at fair value through other comprehensive income
- Other (Accumulated gains or losses on Cash flow hedge, other comprehensive income of associates and joint ventures accounted for using equity method that will be reclassified to profit or loss and other accumulated amounts of other comprehensive income that will be reclassified to profit or loss)

The accompanying notes form an integral part of these financial statements.

BANK OF CHINA TURKEY A.Ş.

**UNCONSOLIDATED STATEMENT OF CASH FLOWS FOR THE PERIOD ENDED
DECEMBER 31, 2021**

(Amounts expressed in thousands of Turkish Lira (TL) unless otherwise indicated)

VI. Statement of Cash Flows

STATEMENT OF CASH FLOWS		Note	Audited Current Period 01.01.2021-31.12.2021	Audited Prior Period 01.01.2020-31.12.2020
A.	CASH FLOWS FROM BANKING OPERATIONS			
1.1	Operating profit before changes in operating assets and liabilities		206,300	105,786
1.1.1	Interest received (+)		292,306	202,564
1.1.2	Interest paid (-)		25,882	12,084
1.1.3	Dividend received (+)		-	-
1.1.4	Fees and commissions received (+)		64,593	45,644
1.1.5	Other income (+)		-	-
1.1.6	Collections from previously written off loans and other receivables (+)		-	-
1.1.7	Payments to personnel and service suppliers (-)		45,876	43,292
1.1.8	Taxes paid (-)		78,841	87,046
1.1.9	Other (+/-)		-	-
1.2	Changes in Operating Assets and Liabilities		284,881	207,341
1.2.1	Net increase (decrease) in financial assets at fair value through profit or loss (+/-)		-	-
1.2.2	Net increase (decrease) in due from banks (+/-)		-	-
1.2.3	Net increase (decrease) in loans		119,960	79,892
1.2.4	Net increase (decrease) in other assets (+/-)		-	-
1.2.5	Net increase (decrease) in bank deposits (+/-)		-	-
1.2.6	Net increase (decrease) in other deposits (+/-)		164,918	127,663
1.2.7	Net increase (decrease) in financial liabilities at fair value through profit or loss (+/-)		(40,247)	-
1.2.8	Net increase (decrease) in funds borrowed (+/-)		47,399	-
1.2.9	Net increase (decrease) in matured payables (+/-)		-	-
1.2.10	Net increase (decrease) in other liabilities (+/-)		(7,149)	(214)
I.	Net cash provided from banking operations		491,181	313,127
B.	CASH FLOWS FROM INVESTING ACTIVITIES			
II.	Net cash provided from investing activities (+/-)		(431,929)	(287,898)
2.1	Cash paid for acquisition of investments, associates and subsidiaries		-	-
2.2	Cash obtained for acquisition of investments, associates and subsidiaries		-	-
2.3	Purchases of property and equipment (-)		1,691	3,016
2.4	Disposals of property and equipment (+)		-	-
2.5	Cash paid for purchase of financial assets available- for sale (-)		-	-
2.6	Cash obtained from sale of financial assets available- for sale (+)		-	-
2.7	Cash paid for purchase of investment securities (-)		2,080,303	664,912
2.8	Cash obtained from sale of investment securities (+)		1,650,065	380,030
2.9	Other (+)		-	-
C.	CASH FLOWS FROM FINANCING ACTIVITIES			
III.	Net cash provided from financing activities (+/-)		(10,004)	-
3.1	Cash obtained from funds borrowed and securities issued (+)		-	-
3.2	Cash used for repayment of funds borrowed and securities issued (-)		-	-
3.3	Issued equity instruments (+)		-	-
3.4	Dividends paid (-)		10,004	-
3.5	Payments for financial leases (-)		-	-
3.6	Other (+/-)		-	-
IV.	Effect of change in foreign exchange rate on cash and cash equivalents		71,298	12,096
V.	Net increase in cash and cash equivalents (I+II+III+IV)		120,546	37,325
VI.	Cash and cash equivalents at beginning of Period		754,069	716,744
VII.	Cash and cash equivalents at end of Period		874,615	754,069

The accompanying notes form an integral part of these financial statements

BANK OF CHINA TURKEY A.Ş.

UNCONSOLIDATED STATEMENT OF PROFIT DISTRIBUTION FOR THE PERIOD ENDED DECEMBER 31, 2021

(Amounts expressed in thousands of Turkish Lira (TL) unless otherwise indicated)

VII. Profit Distribution Statement

	Audited Current period 01.01.2021-31.12.2021(*)	Audited Prior period 01.01.2020-31.12.2020
I. DISTRIBUTION OF CURRENT YEAR INCOME		
1.1 CURRENT YEAR INCOME	255,154	155,652
1.2 TAXES AND DUTIES PAYABLE (-)	64,039	36,711
1.2.1 Corporate Tax (Income tax)	101,116	53,029
1.2.2 Income withholding tax	-	-
1.2.3 Other taxes and duties(**)	(37,077)	(16,318)
A. NET INCOME FOR THE YEAR (1.1-1.2)	191,115	118,941
1.3 PRIOR YEAR LOSSES (-)	-	-
1.4 LEGAL RESERVES (-)	-	7,783
1.5 OTHER STATUTORY RESERVES (-)	-	-
B. NET INCOME AVAILABLE FOR DISTRIBUTION [(A)-(1.3+1.4+1.5)]	191,115	111,158
1.6 FIRST DIVIDEND TO SHAREHOLDERS (-)	-	11,116
1.6.1 To Owners of Ordinary Shares	-	11,116
1.6.2 To Owners of Privileged Shares	-	-
1.6.3 To Owners of Preferred Shares	-	-
1.6.4 To Profit Sharing Bonds	-	-
1.6.5 To Holders of Profit and Loss Sharing Certificates	-	-
1.7 DIVIDENDS TO PERSONNEL (-)	-	-
1.8 DIVIDENDS TO BOARD OF DIRECTORS (-)	-	-
1.9 SECOND DIVIDEND TO SHAREHOLDERS (-)	-	-
1.9.1 To Owners of Ordinary Shares	-	-
1.9.2 To Owners of Privileged Shares	-	-
1.9.3 To Owners of Preferred Shares	-	-
1.9.4 To Profit Sharing Bonds	-	-
1.9.5 To Holders of Profit and Loss Sharing Certificates	-	-
1.10 SECOND LEGAL RESERVES (-)	-	-
1.11 STATUTORY RESERVES (-)	-	-
1.12 EXTRAORDINARY RESERVES	-	100,043
1.13 OTHER RESERVES	-	-
1.14 SPECIAL FUNDS	-	-
II. DISTRIBUTION OF RESERVES		
2.1 APPROPRIATED RESERVES	-	-
2.2 SECOND LEGAL RESERVES (-)	-	-
2.3 DIVIDENDS TO SHAREHOLDERS (-)	-	-
2.3.1 To owners of ordinary shares	-	-
2.3.2 To owners of privileged shares	-	-
2.3.3 To owners of preferred shares	-	-
2.3.4 To profit sharing bonds	-	-
2.3.5 To holders of profit and loss sharing certificates	-	-
2.4 DIVIDENDS TO PERSONNEL (-)	-	-
2.5 DIVIDENDS TO BOARD OF DIRECTORS (-)	-	-
III. EARNINGS PER SHARE		
3.1 TO OWNERS OF ORDINARY SHARES	0.1818	0.1057
3.2 TO OWNERS OF ORDINARY SHARES (%)	18.18	10.57
3.3 TO OWNERS OF PRIVILEGED SHARES	-	-
3.4 TO OWNERS OF PRIVILEGED SHARES (%)	-	-
IV. DIVIDEND PER SHARE		
4.1 TO OWNERS OF ORDINARY SHARES	-	0.0106
4.2 TO OWNERS OF ORDINARY SHARES (%)	-	1.0574
4.3 TO OWNERS OF PRIVILEGED SHARES	-	-
4.4 TO OWNERS OF PRIVILEGED SHARES (%)	-	-

(*) Authorized body for profit appropriation of the current period is the General Assembly. On the preparation of these financial statements, yearly ordinary meeting of the General Assembly has not been held yet.

(**) It is considered by the BRSA that the revenue amount related to deferred tax assets cannot be considered as cash or internal resources and therefore should not be subject to the distribution of the profit for the period. As of December 31, 2021, the Bank has deferred tax expense amounting to TL 37,077 (December 31, 2020: TL 16,318 deferred tax expense).

BANK OF CHINA TURKEY A.Ş.

NOTES TO UNCONSOLIDATED FINANCIAL STATEMENTS AS AT 31 DECEMBER 2021

(Amounts expressed in thousands of Turkish Lira (TL) unless otherwise indicated)

SECTION THREE

ACCOUNTING POLICIES

I. BASIS OF PRESENTATION

a. **Preparation of the financial statements and related notes and explanations in accordance with the Turkish Accounting Standards and Regulation on the Principles and Procedures on the Accounting Practice and Documentation of Banks**

The unconsolidated financial statements are prepared in accordance with the “Regulation on the Principles and Procedures Regarding Banks’ Accounting Applications and Safeguarding of Documents” published in the Official Gazette No. 26333 dated November 1, 2006 by the Banking Regulation and Supervision Agency (“BRSA”) which refers to “Turkish Accounting Standards (“TAS”) 34 - Interim Financial Reporting” and “Turkish Financial Reporting Standards (“TFRS”) issued by the Public Oversight Accounting and Auditing Standards Authority (“POA”) and other decrees, notes and explanations related to the accounting and financial reporting principles published by the BRSA. The format and the details of the publicly announced financial statements and related disclosures to these statements have been prepared in accordance with the “Communiqué Related to Publicly Announced Financial Statements of Banks and Explanations and Notes Related to these Financial Statements” and changes and notes to this communiqué published in the Official Gazette No. 28337 dated June 28, 2012.

The Bank maintains its books of accounts in Turkish Lira in accordance with the Banking Act, the Turkish Commercial Code (“TCC”) and Turkish Tax Legislation.

The financial statements have been prepared in Turkish Lira (TL), based on the historical cost basis except for the financial assets, liabilities and derivatives, which are expressed with their fair values.

On May 2, 2016, the Bank obtained permission from BRSA to establish as a deposit bank. The Bank obtained its permission to operate on December 7, 2017 and started its banking activities on May 9, 2018.

Additional paragraph for convenience translation into English of financial statements originally issued in Turkish

The differences between accounting principles, as described in these preceding paragraphs and accounting principles generally accepted in countries in which unconsolidated financial statements are to be distributed and International Financial Reporting Standards (“IFRS”) have not been quantified in these unconsolidated financial statements. Accordingly, these unconsolidated financial statements are not intended to present the financial position, results of operations and changes in financial position and cash flows in accordance with the accounting principles generally accepted in such countries and IFRS.

b. **Accounting policies and valuation principles applied in preparation of financial statements**

The accounting policies and valuation principles used in the preparation of the financial statements are selected and applied in accordance with the requirements set out in regulations, communiqués, statements and guidance published by the BRSA and if there is no special regulation by the BRSA, in accordance with the principles within TAS / TFRS. The accounting policies and valuation principles applied in the preparation of the accompanying financial statements are explained in Notes II and XXII below.

On January 20, 2022, POA made a statement on the Implementation of Financial Reporting in High Inflation Economies within the scope of TFRS, Financial Reporting Standard for Large and Medium Sized Enterprises. Accordingly, it has been stated that businesses applying TFRS do not need to make any adjustments in their financial statements for 2021 within the scope of TAS 29 Financial Reporting in High Inflation Economies.

BANK OF CHINA TURKEY A.Ş.

NOTES TO UNCONSOLIDATED FINANCIAL STATEMENTS AS OF DECEMBER 31, 2021

(Amounts expressed in thousands of Turkish Lira (TL) unless otherwise indicated)

ACCOUNTING POLICIES (Continued)

I. BASIS OF PRESENTATION (Continued)

c. Changes in accounting policy

Within the scope of the Interest Rate Benchmark Reform published by the Public Oversight Agency in the Official Gazette dated 14 December 2019 and numbered 30978, the Phase 1 amendments made in TFRS 9, TAS 39 and TFRS 7 started to be implemented as of 1 January 2020. In 2020, the International Accounting Standards Board and POA published Phase 2 standards regarding the reform and related amendments to TFRS 9, TMS 39, TFRS 7, TFRS 4 and TFRS 16. Accordingly, as of January 1, 2022, necessary changes/transitions regarding benchmark interest rates should be completed.

The Bank has loan and borrowing transactions within the scope of the reform mentioned in the previous paragraph. Bank transactions are indexed to EURIBOR and USD LIBOR benchmark interest rates, and EURIBOR continues to be used after the transition. And also; It is anticipated that USD LIBOR rates will continue to be published overnight in 1M, 3M, 6M and 1Y tenors until June 2023. As a result of the impact analysis, the related transition does not have a significant impact on the Bank's financials.

The TFRS changes, effective from January 1, 2021, do not have a significant effect on the Bank's accounting policies, financial status and performance. The TFRS changes that were published but not put into effect as of the final date of the financial statements will not have a significant effect on the Bank's accounting policies, financial status and performance.

II. EXPLANATIONS ON THE USAGE STRATEGY OF FINANCIAL INSTRUMENTS AND ON FOREIGN CURRENCY TRANSACTIONS

The Bank operates in the fields of Corporate Banking and Treasury banking in Turkey. The Bank provides cash, non-cash loans, project financing and corporate finance services to its corporate customers under the umbrella of corporate banking.

The Bank's most important funding source is its capital. Most of the Bank's assets consist of placements to banks. While capital is evaluated in high quality financial assets, an asset-liability management strategy is followed to keep interest, liquidity and exchange rate risks within certain limits. Foreign currency, interest and liquidity risks carried in the balance sheet and off-balance sheet assets and liabilities are managed within the framework of various risk limits and legal limits adopted by the Bank. The position of the Bank as a result of its foreign currency operations is kept at a minimum level and the foreign exchange rate risk is monitored within the framework of the Banking Law.

Explanation on foreign currency transactions:

Foreign exchange gains and losses arising from the foreign currency transactions are converted into Turkish Lira by using the exchange rates at the date of the transaction and recognized in accounting records. At the end of the Periods, foreign currency assets and liabilities are converted into Turkish Lira by using the spot foreign currency exchange rates of the Bank at the end of the Period and the related currency conversion differences are recognized as foreign exchange gains and losses.

III. EXPLANATIONS ON FORWARD TRANSACTIONS, OPTIONS AND DERIVATIVE INSTRUMENTS

The Bank's derivative instruments are classified as "Derivative Financial Assets Measured at Fair Value through Profit and Loss" or "Derivative Financial Assets Measured at Fair Value through Other Comprehensive Income" in accordance with "TFRS 9".

In accordance with TFRS 9, forward foreign exchange contracts, swaps, options and futures transactions are classified as "Derivative Financial Assets Measured at Fair Value through Profit and Loss". Derivative transactions are recorded at their fair value at the date of the contract. In addition, liabilities and receivables arising from derivative transactions are recorded in off-balance sheet accounts at contractual amounts.

As of December 31, 2021, the Bank has derivative financial liability is TL 199,564 which is classified as "Derivative Financial Liabilities Measured at Fair Value through Profit and Loss" (December 31, 2020: TL 79,019 liability).

BANK OF CHINA TURKEY A.Ş.

NOTES TO UNCONSOLIDATED FINANCIAL STATEMENTS AS OF DECEMBER 31, 2021

(Amounts expressed in thousands of Turkish Lira (TL) unless otherwise indicated)

ACCOUNTING POLICIES (Continued)

IV. INFORMATION ON INTEREST INCOME AND EXPENSES

Interest income and expenses are recognized as they are accrued using internal rate of return method.

V. EXPLANATIONS ON FEE AND COMMISSION INCOME AND EXPENSES

According to the nature of fees and commissions; commission income / expenses collected for any future transaction are recognized on an accrual basis and other fee and commission income / expenses are recognized in accordance with TFRS 15 in the Period in which they are incurred.

VI. EXPLANATIONS ON FINANCIAL ASSETS

Within the framework of the business plan, the Bank classifies and accounts for its financial assets as "Financial assets at fair value through profit or loss", "Financial assets at fair value through other comprehensive income" or "Financial assets at amortized cost". Such financial assets are accounted for in accordance with the "TFRS 9 Financial Instruments" standard, which is about the classification and measurement of financial instruments published in the Official Gazette dated January 15, 2019 and numbered 30656 by the Public Oversight Accounting and Auditing Standards Authority. The Bank is registered or issued in accordance with the provisions of "Inclusion in Financial Statements and Exclusion from Financial Statements" in the third part of the standard, effective from January 1, 2018.

In the first measurement of financial assets other than "Financial Assets at Fair Value Through Profit/Loss", transaction costs are added to the fair value or deducted from the fair value.

The Bank recognizes a financial asset only when it is a party to the contractual provisions of the financial instrument. The first time that a financial asset is included in the financial statements, the characteristics of the business model and the contractual cash flows of the financial asset are taken into account by the Bank Management. When the business model determined by the bank management is changed, all financial assets affected by this change are reclassified and the reclassification is applied in the future. In such cases, no adjustments are made to the earnings, losses or interests previously recognized in the financial statements.

The Bank has no financial assets at fair value through profit or loss and other comprehensive income as of December 31, 2021. (December 31, 2020: None).

Financial assets measured at amortized cost:

Financial assets that are held for collection of contractual cash flows where those cash flows represent solely payments of principal and interest are classified as financial assets measured at amortized cost.

Financial assets measured at amortized cost are initially recognized at their acquisition cost including the transaction costs, which reflect the fair value of those instruments and are subsequently recognized at "Amortized Cost" by using "Effective Interest (Internal Efficiency) Rate" method. Interest income obtained from financial assets measured at amortized cost is accounted in the income statement.

Loans and Receivables:

Loans are financial assets that have fixed or determinable payments and are not quoted on an active market. Such loans are initially recognized at cost with fair value reflecting transaction costs and are measured at amortized cost using the "effective interest rate (internal rate of return) method".

BANK OF CHINA TURKEY A.Ş.

NOTES TO UNCONSOLIDATED FINANCIAL STATEMENTS AS OF DECEMBER 31, 2021

(Amounts expressed in thousands of Turkish Lira (TL) unless otherwise indicated)

ACCOUNTING POLICIES (Continued)

VII. INFORMATION ON IMPAIRMENT OF FINANCIAL ASSETS

As of January 1, 2020, the Bank started to recognize provisions for impairment in accordance with TFRS 9 requirements according to the “Regulation on the Procedures and Principles for Classification of Loans by Banks and Provisions to be set aside” published in the Official Gazette dated June 22, 2016 numbered 29750. In this framework, as of December 31, 2019, method of provisions for impairment as set out in accordance with the related legislation of BRSA is changed by applying the expected credit loss model under TFRS 9. The expected credit loss estimates are required to be unbiased, probability-weighted and include supportable information about past events, current conditions, and forecasts of future economic conditions.

The Bank sets aside the expected loss provision for its financial assets measured at amortized cost and at fair value through other comprehensive income.

These financial assets are divided into three categories depending on the gradual increase in credit risk observed since their initial recognition:

Stage 1:

For the financial assets at initial recognition or for those which do not have a significant increase in credit risk since initial recognition. Impairment for credit risk is recorded in the amount of 12-month expected credit losses.

Stage 2:

In the event of a significant increase in credit risk since initial recognition, the financial asset is transferred to Stage 2. Impairment for credit risk is determined based on the instrument’s lifetime expected credit losses.

Stage 3:

Stage 3 includes financial assets that have objective evidence of impairment as of the reporting date. Lifetime expected credit losses are recorded for these assets.

Use of current conditions, past events and macroeconomic forecasts:

After making a segment separation according to the counterparty of the receivable, the Bank takes into account the different macroeconomic scenarios created for the corporate portfolio, using past events, current conditions and economic prospects for the future. The Bank uses three macroeconomic scenarios as base, positive and negative for future projections. The macroeconomic model is applied to reflect the outlook of the parameters used in the expected credit loss calculation.

Expected credit loss provision calculation:

The Bank uses the “Probability of Default x Loss in Default x Default” amount that takes into account the time value of money in the expected credit loss calculation. For the first stage receivables, 12-month expected credit loss calculation is applied, considering future information. For the second stage receivables, calculations are made for the expected life of the loan. Expected lifetime expected credit loss is calculated by discounting and collecting possible credit losses in every 12-month Period until maturity. The default probability is taken as 100% for non-performing loans and the expected loan losses are calculated in accordance with the expected life approach. Although methodological calculation methods have been determined, there are currently no loans classified in the second and third stages in the Bank’s portfolio. The entire loan portfolio is at the first stage.

BANK OF CHINA TURKEY A.Ş.

NOTES TO UNCONSOLIDATED FINANCIAL STATEMENTS AS OF DECEMBER 31, 2021

(Amounts expressed in thousands of Turkish Lira (TL) unless otherwise indicated)

ACCOUNTING POLICIES (Continued)

VIII. DISCLOSURES ABOUT NETTING AND DERECOGNITION OF FINANCIAL INSTRUMENTS

Explanations on netting of financial instruments:

Financial assets and liabilities are offset and the net amount is reported in the balance sheet when the Bank has a legally enforceable right to offset the recognized amounts and there is an intention to collect/pay the related financial assets and liabilities on a net basis, or to realize the asset and settle the liability simultaneously.

IX. INFORMATION ON SALES AND REPURCHASE AGREEMENTS AND LENDING OF SECURITIES

Funds provided by the Bank for securities sold under agreements for repurchase agreements ("Repo") are followed in the legal records in the "Funds Provided under Repurchase Agreements" and "Funds Provided under Repurchase Agreements-FC" Accounts.

Securities subject to repo (repurchase agreements) are classified as "Financial assets at fair value through profit or loss" or "Financial assets at fair value through other comprehensive income" according to their purposes to be held in the Bank's portfolio. Revenues from securities subject to repo are accounted for in interest income and expenses paid under repurchase agreements are accounted in interest expense accounts.

Funds given against securities purchased under agreements to resell ("Reverse repos") are accounted under "Receivables from money market" in the balance sheet. Interest income accruals are calculated according to the "effective interest (internal rate of return) method" for the portion of the difference between repurchase agreements and purchase and resale prices. Difference between the purchase and resale prices determined by reverse repurchase agreements, the interest income accrual is calculated according to the "Effective interest rate method".

As of December 31, 2021, the Bank has no repo, reverse repo and foreclosed marketable securities (December 31, 2020: None).

X. EXPLANATIONS ON ASSETS HELD FOR SALE AND DISCONTINUED OPERATIONS AND THE RELATED LIABILITIES

Assets held for sale, consist of tangible assets due to non-performing loans are accounted for in accordance with "TFRS 5 related to Held for Sale Fixed Assets and Discontinued Operations Turkey Financial Reporting Standards" in the financial statements.

A discontinued operation is part of a bank's business classified as disposed or held-for-sale. It refers to a separate main business line or the geographical area of its activities. It is a part of the sale of a separate main line of business or geographical area of operations alone in a coordinated plan, or is a subsidiary acquired solely for resale.

As of December 31, 2021, the Bank has no assets held for sale and discontinued operations (December 31, 2020: None).

BANK OF CHINA TURKEY A.Ş.

NOTES TO UNCONSOLIDATED FINANCIAL STATEMENTS AS OF DECEMBER 31, 2021

(Amounts expressed in thousands of Turkish Lira (TL) unless otherwise indicated)

ACCOUNTING POLICIES (Continued)

XI. EXPLANATIONS ON GOODWILL AND OTHER INTANGIBLE ASSETS

Goodwill represents the difference between the cost of goods sold and the fair value of the identifiable assets, liabilities and contingent liabilities of the acquiree's entity / operation, and represents the payment made by the acquirer to the entity for future benefit recognition. Not included in the financial statements of the business acquired in business combinations; however, assets that are separable from goodwill, intangible assets (such as credit card brand value and customer portfolio) and / or contingent liabilities are recognized in the financial statements at fair value.

Goodwill calculated in accordance with TFRS 3 - Business Combinations Standard is not subject to amortization but instead is tested for impairment in accordance with TAS 36 - Impairment of Assets, more frequently, annually or in cases where the conditional changes in circumstances indicate it may be impaired.

Intangible assets are amortized using the straight-line method over their estimated useful lives. The determination of the useful life of the asset is made by assessing the expected duration of use of the asset, the technical, technological or other type of obsolescence and the maintenance costs required obtaining the expected economic benefit from the asset.

The main assets that the Bank classifies as intangible assets are the license and development fees paid by the Bank for the systems it uses. Intangible assets are depreciated using the straight-line method over their useful lives. The depreciation method and period are reviewed periodically at the end of each year.

As of December 31, 2021, there is no goodwill in the accompanying financial statements (December 31, 2020: None).

XII. EXPLANATIONS ON TANGIBLE ASSETS

In accordance with the "Accounting Standard for Tangible Fixed Assets" ("TAS 16"), the cost of the tangible assets is determined by adding the initial amounts of the tangible assets and other direct expenses required to make the asset available. Property, plant and equipment are stated at cost less accumulated depreciation and any accumulated impairment losses.

For assets that are less than an active accounting Period, depreciation is provided for the amount of the depreciation for the full year, as measured by the proportion of the asset over the life of the asset.

If the carrying amount of an item of property, plant and equipment is greater than its market value, an impairment loss is recognized for the excess amount and the amount is recognized in the financial statements. Gains or losses arising from the disposal of tangible fixed assets are transferred to profit and loss accounts of the related Period.

Maintenance and repair costs incurred for tangible assets are recorded as expense.

Depreciation rates and estimated useful lives used for the tangible assets are as follows:

Tangible Assets	Estimated Useful Life (Year)	Amortization Rate (%)
Operating Leases	7-9	11.11-14.29
Furniture	5-10	10-20
Office equipment	3-10	10-33.33
Safe	50	2
Vehicles	5	20

There are no restrictions such as pledges, mortgages or any other restriction on tangible assets.

BANK OF CHINA TURKEY A.Ş.

NOTES TO UNCONSOLIDATED FINANCIAL STATEMENTS AS OF DECEMBER 31, 2021

(Amounts expressed in thousands of Turkish Lira (TL) unless otherwise indicated)

ACCOUNTING POLICIES (Continued)

XIII. EXPLANATIONS ON LEASING TRANSACTIONS

The Bank is a lessee in the offices used for the marketing of operational area services and operations, and there are no financial leasing transactions.

Explanations on TAS 16 Leases Standard:

TAS 16 Leases Standard was published in the Official Gazette dated April 16, 2019 and numbered 29826, effective from January 1, 2019. This Standard specifies the principles for the leasing, presentation, presentation and disclosure of leases. The purpose of the standard is to provide tenants and lessees with appropriate information. This information is the basis for evaluating the impact of the leases on the entity's financial position, financial performance and cash flows by users of financial statements. The Bank has started to apply the related standard on January 1, 2019.

Measurement, Presentation and Reflection of Financial Leasing into Financial Statement

The amount of the lease obligation is shown in the balance sheet as gross in proportion to the total of all cash payments under the contract and netted off with the interest expense arising from the contract. The usage right arising from the leasing transactions is capitalized at the date of the rental at the beginning of the lease by measuring the present value of the lease payments that have not been paid at that date. In this measurement, if the interest can be easily determined, the implied interest rate in the lease is used. If this ratio cannot be easily determined, the Bank's alternative borrowing interest rate announced by the Treasury Unit is used.

On June 5, 2020, POA made amendments to TFRS 16 "Leases" standard by publishing "Concessions Regarding COVID-19" on Lease Payments - "TFRS 16 Leases". With this amendment, tenants were exempted from not being able to evaluate whether the concessions, which were recognized due to COVID-19 in the lease payments, had been made in the lease. The amendment did not have a significant impact on the financial position or performance of the Bank.

XIV. EXPLANATIONS ON PROVISIONS AND CONTINGENT ASSETS/LIABILITIES

Provisions and contingent liabilities except for the financial instruments within the scope of the TFRS 9 or the provisions recognized in accordance with other standards such as TAS 12 and TAS 19 are accounted in accordance with the "Turkish Accounting Standard for Provisions, Contingent Liabilities and Contingent Assets" (TAS 37).

Provision is made in the financial statements if there is an existing obligation resulting from past events, it is probable that the obligation will be met and the obligation can be reliably measured. Provisions are calculated based on the Bank Management's best estimates of the expenditure required to settle the obligation at the balance sheet date and are discounted to the present value where the effect is material.

For liabilities that arise because of past events, provision is made if the probability of occurrence is high and the amount can be reliably estimated at the time when those liabilities are incurred.

Contingent assets usually consist of unplanned or other unexpected events that give rise to the possibility of entry into the business of economic benefits. The presentation of contingent assets in the financial statements is not included in the financial statements, as it may result in the recognition of an income that can never be obtained. Contingent assets are disclosed in the footnotes of financial statements if it is probable that the economic benefits will flow to the enterprise. Contingent assets are assessed on an ongoing basis to ensure that their development is accurately reflected in the financial statements. If it becomes almost certain that the economic benefit will enter the Bank, the related asset and related income are reflected in the financial statements of the Period in which the change occurs.

BANK OF CHINA TURKEY A.Ş.

NOTES TO UNCONSOLIDATED FINANCIAL STATEMENTS AS OF DECEMBER 31, 2021

(Amounts expressed in thousands of Turkish Lira (TL) unless otherwise indicated)

ACCOUNTING POLICIES (Continued)

XV. EXPLANATION ON LIABILITIES RELATED TO EMPLOYEE RIGHTS

In accordance with the existing social legislation in Turkey, the Bank is required to make lump-sum termination indemnities including retirement and notice payments to each employee whose employment is terminated due to resignation or for reasons other than misconduct. In accordance with the revised TAS 19 employee benefits standard ("TAS 19"), such payments are recognized as defined benefit plans.

The retirement pay liability recognized in the balance sheet is calculated according to the present value of the amount of the liability expected to arise in the future due to retirement of all employees and reflected to the financial statements. Amendments to TAS 19 change the accounting for defined benefit plans and termination benefits. Changes require that all actuarial losses and gains be accounted for as other comprehensive income immediately in order to reflect the full value of the net retirement asset or liability in the balance sheet. Changes to TAS 19 should be applied retrospectively.

a. Defined benefit plans:

According to the laws and collective agreements existing in Turkey, retirement pay is paid in case of retirement or dismissal. The Bank recognizes the provision for the rights of its employees by estimating the present value of its future probable obligation in the event of retirement or dismissal.

There are no foundations, pension funds or similar associations of which the employees are members.

b. Defined contribution plans:

The Bank, on behalf of its employees, must pay contributions to the Social Security Institution (SSI) in the amount determined by law. Apart from the contribution paid by the Bank, there is no other obligation to pay to its employees or the SSI. These premiums are reflected to the personnel expenses in the Period when they are accrued.

c. Short-term benefits to employees:

The liabilities arising from the vacation pay defined as "short-term benefits to employees" within the scope of TAS 19 are accrued and are not discounted at the Periods when they are earned.

XVI. EXPLANATIONS ON TAXATION

a. Corporate tax:

The corporate tax rate is 20% in accordance with the article number 32 of the New Corporate Tax Law no.5520 which is published in the official Gazette dated June 21, 2006 and numbered 26205. In accordance with the 11 and 14th articles of the Law numbered 7316 on "Amendment of Law on Collection Procedure of Public Receivables and Certain Laws" published in the Official Gazette dated April 22, 2021 and numbered 31462, starting from the declarations that must be submitted starting from July 1, 2021 and to be valid for the taxation period starting from January 1, 2021, corporate tax rate will be applied as 25% for enterprises' corporate income belonging to the taxation periods of 2021, 23% for enterprises' corporate income belonging to the taxation periods of 2022 and 20% for enterprises' corporate income belonging to the taxation periods of 2023 and beyond. These rates have entered into force on the date of publication, starting from the declarations that must be submitted as of July 1, 2021 and being valid for the corporate earnings for the taxation period starting from January 1, 2021. In the 31 December 2021 financial statements the corporate tax has been used as 25%.

Corporate tax declarations are prepared between 1st and 30th days of 4th month of the related fiscal year and are paid until the end of the following month in one instalment.

BANK OF CHINA TURKEY A.Ş.

NOTES TO UNCONSOLIDATED FINANCIAL STATEMENTS AS OF DECEMBER 31, 2021

(Amounts expressed in thousands of Turkish Lira (TL) unless otherwise indicated)

ACCOUNTING POLICIES (Continued)

XVI. EXPLANATIONS ON TAXATION (Continued)

The corporations and income tax provisions calculated over the Period profits are recorded in the "Current Tax Liability" account in the liabilities and in the "Current Tax Provision" account in the income statement as expense.

According to the Turkish Corporate Tax Law, financial losses in the declaration can be deducted from the corporate tax base of the Period not exceeding 5 years. Declarations and related accounting entries can be examined within five years by tax office.

If there is no dividend distribution planned, no further tax charges are made. Dividends paid to the resident institutions and the institutions working through local offices or representatives are not subject to withholding tax. As per the decisions no.2006/10731 of the Council of Ministers published in the Official Gazette no.26237 dated July 23, 2006, certain duty rates included in the articles no.15 and 30 of the new Corporate Tax Law no.5520 are revised. Accordingly, the withholding tax rate on the dividend payments other than the ones paid to the non-resident institutions generating income in Turkey through their operations or permanent representatives and the resident institutions is 15%. In applying the withholding tax rates on dividend payments to the non-resident institutions and the individuals, the withholding tax rates covered in the related Double Tax Treaty Agreements are taken into account. Appropriation of the retained earnings to capital is not considered as profit distribution and therefore is not subject to withholding tax.

Current tax effect concerning transactions directly accounted for in equity is also reflected to equity.

The law on amending the Tax Procedure Law and the Corporate Tax Law was enacted on January 20, 2022 with the Law No. 7352. According to this law, in 2021, 2022 tax periods and 2023 provisional tax periods; It has been decided that the financial statements will not be subject to inflation adjustment, regardless of whether the conditions for the inflation adjustment within the scope of the repeated article 298 have been met. In accordance with Law No. 7352, inflation adjustment will be applied to the financial statements dated 31 December 2023. The profit/loss difference arising from the inflation adjustment made in accordance with this law will be recorded in the previous years' profit/loss account and will not affect tax base.

b. Deferred tax:

In accordance with Turkish Accounting Standard on Income Taxes (TAS 12), the Bank accounts for deferred taxes based on the tax effect of temporary differences between the carrying amounts of assets and liabilities for financial reporting purposes and the amounts used for taxation purposes.

The Bank's deferred tax assets and liabilities are offsetted in unconsolidated balance sheet. As of December 31, 2021, the Bank has TL 61,264 deferred tax asset (December 31, 2020: TL 24,184 deferred tax asset).

The Bank calculates and accounts for deferred income taxes for all temporary differences arising between the tax bases of assets and liabilities and their carrying amounts in these financial statements in accordance with "Turkish Accounting Standard for Income Taxes" ("TAS 12") and the related decrees of the BRSA concerning income taxes. In the deferred tax calculation, the enacted tax rate, in accordance with the tax legislation, is used as of the balance sheet date. The Bank calculated its deferred tax assets or liabilities over 20% as of December 31, 2020, 2021 within the scope of TAS 12. In accordance with the Law No. 7316 published in the Official Gazette dated April 22, 2021, starting from the declarations that must be submitted as of July 1, 2021 and to be valid for the taxation period starting from January 1, 2021, the corporate tax rate is 25% for the taxation period of 2021. and this rate will be applied as 23% for the taxation period of 2022. The corporate tax rate was applied as 25% on second provisional tax declaration and deferred tax rate was applied between 20% and 25% regarding anticipated realization dates of incomes or expenses.

Deferred tax liabilities are recognized for all temporary differences whereas deferred tax assets calculated from deductible temporary differences are only recognized if it is highly probable that these will in the future create taxable profit. Starting from January 1, 2020, deferred tax asset has been calculated for temporary differences of expected credit loss provisions.

Deferred tax effect concerning transactions directly accounted for in equity is also reflected to equity and netted with related accounts.

BANK OF CHINA TURKEY A.Ş.

NOTES TO UNCONSOLIDATED FINANCIAL STATEMENTS AS OF DECEMBER 31, 2021

(Amounts expressed in thousands of Turkish Lira (TL) unless otherwise indicated)

ACCOUNTING POLICIES (Continued)

XVI. EXPLANATIONS ON TAXATION (Continued)

c. Transfer pricing:

The article no.13 of the Corporate Tax Law describes the issue of transfer pricing under the title of “disguised profit distribution” by way of transfer pricing. “The General Communique on Disguised Profit Distribution by way of Transfer Pricing” published on November 18, 2007 explains the application related issues in detail.

According to this Communique, if the taxpayers conduct transactions like purchase and sale of goods or services with the related parties where the prices are not determined according to the arm’s length principle, then it will be concluded that there is a disguised profit distribution by way of transfer pricing. Such disguised profit distributions will not be deducted from the corporate tax base for tax purposes. Disguised profit distribution amount will be recognized as share in net profit and stoppage tax will be calculated depending on whether the profit distributing institution is a real or corporate entity, full-fledged or foreign-based taxpayer is subject to or exempt from tax.

As discussed under subject Communique’s 7.1 Annual Documentation section, taxpayers are required to fill out the “Transfer Pricing, Controlled Foreign Entities and Thin Capitalization” form for the purchase and sale of goods or services conducted with their related parties in a taxation Period attach these forms to their corporate tax returns and submit to the tax offices.

XVII. ADDITIONAL EXPLANATIONS ON BORROWINGS

The Bank’s fund resources consist of borrowing from foreign financial institutions. Instrument regarding borrowing are valued with their fair values and other financial liabilities are carried at “amortised cost” using the effective interest method. As of December 31, 2021, the Bank has obtained funds from foreign institutions amounting to TL 180,930 through borrowings. (December 31, 2020: TL 74,203).

XVIII. EXPLANATIONS ON SHARE CERTIFICATES ISSUED

None (December 31, 2020: None).

XIX. EXPLANATIONS ON BANK ACCEPTANCES AND BILLS OF GUARANTEE

Bank acceptances and bills of guarantee are presented within off-balance sheet liabilities as being possible liabilities and commitments. As of the balance sheet date, there are no bank acceptances and bills of guarantee recognized as liability against an asset (December 31, 2020: None).

XX. EXPLANATIONS ON GOVERNMENT INCENTIVES

As of the balance sheet date, the Bank does not have any government incentives (December 31, 2020: None).

XXI. EXPLANATIONS ON PROFIT RESERVES AND PROFIT DISTRIBUTION

Retained earnings as per the statutory financial statements and General Assembly decision other than legal reserves are available for distribution, subject to the legal reserve requirement referred to below. Under the Turkish Commercial Code (“TCC”), the legal reserves are composed of first and second reserves. The TCC requires first reserves to be 5% of the profit until the total reserve is equal to 20% of issued and fully paid-in share capital. Second reserves are required to be 10% of all cash profit distributions that are in excess of 5% of the issued and fully paid-in share capital.

BANK OF CHINA TURKEY A.Ş.

NOTES TO UNCONSOLIDATED FINANCIAL STATEMENTS AS OF DECEMBER 31, 2021

(Amounts expressed in thousands of Turkish Lira (TL) unless otherwise indicated)

ACCOUNTING POLICIES (Continued)

XXI. EXPLANATIONS ON PROFIT RESERVES AND PROFIT DISTRIBUTION (Continued)

Other than legal reserves in statutory financial statements, retained earnings and reserves set aside by the resolution of the general assembly are available for distribution, subject to the legal reserve requirement set out below. Legal reserves consist of first and second reserves as stipulated in the Turkish Commercial Code (“TCC”). The TCC stipulates that the first legal reserve should be separated from profits at a rate of 5% until it reaches 20% of the total reserve paid-in capital. The second legal reserve is reserved at the rate of 10% on all cash dividend distributions exceeding 5% of the paid-in capital.

XXII. EXPLANATIONS ON EARNINGS PER SHARE

Earnings per share are calculated by dividing net profit for the year to the weighted average number of shares outstanding during the Period concerned. Earnings per share disclosed in the income statement are calculated by dividing net profit for the year to the weighted average capital outstanding during the Period concerned.

In Turkey, companies can increase their share capital by making a pro-rata distribution of shares (“bonus shares”) to existing shareholders from retained earnings. For the purpose of earnings per share computations, the weighted average number of shares outstanding during the year has been adjusted in respect to bonus shares issued without a corresponding change in resources by giving them a retroactive effect for the year in which they were issued and for each earlier Period. Where the number of outstanding shares increase due to distribution of bonus shares after the balance sheet date but before the release of the financial statements, earnings per share computations are performed based on the revised average number of shares.

XXIII. EXPLANATIONS ON RELATED PARTIES

Parties defined in Article 49 of the Banking Law No.5411, Bank’s senior management and Board Members are deemed as related parties. Transactions regarding related parties are presented in Section Five.

XXIV. EXPLANATIONS ON CASH and CASH EQUIVALENTS

For the purposes of the preparation of statement of cash flows, “Cash” includes cash, effectives, and cash in transit, purchased cheques and demand deposits including balances with the Central Bank; and “Cash equivalents” include interbank money market placements and time deposits at banks with original maturity Periods of less than three months.

XXV. EXPLANATIONS ON SEGMENT REPORTING

The main segment of banking operations is Corporate Banking. As of December 31, 2021, the financial information per banking segments is presented below:

	Corporate Banking	Fund Management	Unallocated	Total
Current Period 31.12.2021				
Operating income	72,429	272,823	808	346,060
Operating expense	(16,589)	-	(74,317)	(90,906)
Pre-tax income / (loss)	55,840	272,823	(73,509)	255,154
Tax provision (-)	-	-	(64,039)	(64,039)
Net Profit / (Loss)	55,840	272,823	(137,548)	191,115
Segment assets	648,158	1,919,126	95,408	2,662,692
Segment liabilities	389,209	380,494	121,386	891,089
Equity	-	1,771,603	-	1,771,603
Prior Period 31.12.2020				
Operating income	71,944	217,442	365	289,751
Operating expense	(13,517)	(67,582)	(53,000)	(134,099)
Pre-tax income / (loss)	58,427	149,860	(52,635)	155,652
Tax provision (-)	-	-	(36,711)	(36,711)
Net Profit / (Loss)	58,427	149,860	(89,346)	118,941
Segment assets	584,035	1,369,767	50,672	2,004,474
Segment liabilities	210,528	153,222	49,112	412,862
Equity	-	1,591,612	-	1,591,612

BANK OF CHINA TURKEY A.Ş.

NOTES TO UNCONSOLIDATED FINANCIAL STATEMENTS AS OF DECEMBER 31, 2021

(Amounts expressed in thousands of Turkish Lira (TL) unless otherwise indicated)

ACCOUNTING POLICIES (Continued)

XXVI. RECLASSIFICATIONS

In order to be consistent with the presentation of current Period financial statements, there can be certain reclassifications in case needed.

XXVII. EXPLANATIONS ON OTHER MATTERS

On March 11, 2020, the World Health Organization classified it as an epidemic affecting country globally. The COVID-19 epidemic and the measures taken against it have impacts on economic conditions, sectors, businesses, consumers, as well as asset and commodity prices, liquidity, exchange rates, interest rates, money and capital markets and many other issues, and remain uncertain about the future. The effects of these effects on the Bank's equity management and capital adequacy, asset quality, credit risk, operational risk, currency risk, interest rate risk, liquidity risk, stock position risk arising from banking accounts, leverage ratio and other risks and indicators are followed up regularly. The effects of the situation are not fully known. The Bank takes the necessary precautions to keep the negative effects under control and to live at the minimum level.

In order to reduce the negative effects of the epidemic, BRSA decisions 8948, 8949 and 8950 have been published. The BRSA has extended the delays stipulated for the classification of loans as a summary in these decisions and are classified as live receivables due to restructuring and the principal and / or interest payments are delayed more than 30 days within one year of monitoring or are restructured once more during this monitoring Period eliminated the obligation to classify loans in the third group. In addition, the Bank does not have any overdue loans. . Based on the BRSA's Decision numbered 9795 dated 16 September 2021, loans with a number of days past due between 30 and 90 days after 30 September 2021 will be classified as Stage 2 and loans with a number of days past due between 90 and 180 days after 30 September 2021 will be classified as Stage 3. However, as of 1 October 2021, loans with a number of days past due between 31 and 90 days are continued to be classified as Stage 1 and as of 1 October 2021, loans with a number of days past due between 91 and 180 are continued to be classified as Stage 2. The relevant flexibility has been terminated in the financial statements dated 31 December 2021. Bank does not have any overdue loans.

BANK OF CHINA TURKEY A.Ş.

NOTES TO UNCONSOLIDATED FINANCIAL STATEMENTS AS AT 31 DECEMBER 2021

(Amounts expressed in thousands of Turkish Lira (TL) unless otherwise indicated)

SECTION FOUR

INFORMATION ON FINANCIAL POSITION AND RISK MANAGEMENT

I. EXPLANATIONS ON THE COMPONENTS OF SHAREHOLDERS' EQUITY

Total capital and capital adequacy ratio have been calculated in accordance with the "Regulation on Equity of Banks" and "Regulation on Measurement and Assessment of Capital Adequacy of Banks".

Total capital amount and Capital adequacy ratio have been calculated in accordance with the "Regulation on Equity of Banks" and "Regulation on Measurement and Assessment of Capital Adequacy of Banks". Additionally, calculated according to BRSA regulations dated 21 December 2021, numbered 9996. As of 31 December 2021, based on recent regulation changes: In the calculation of the amount subject to credit risk, the method of calculating the valued amounts in foreign currency by using the simple arithmetic average of the CBRT's purchase foreign exchange rates for the 252 weekdays before cut-off date, may be used. In case the net valuation differences of the securities owned by banks and acquired before 21 December 2021 in the "Securities at Fair Value through Other Comprehensive Income" portfolio are negative, these differences may not be considered in the equity amount.

The Bank did not take advantage of the above-mentioned COVID-19 supplementary regulation while calculating the capital adequacy standard ratio as of December 31, 2021.

As of December 31, 2021, the Bank's total capital has been calculated as TL 1,735,678 (December 31, 2020: TL 1,576,019) and the capital adequacy ratio is 35.84% (December 31, 2020: 62.71%). This ratio is well above the minimum ratio required by the legislation.

BANK OF CHINA TURKEY A.Ş.

NOTES TO UNCONSOLIDATED FINANCIAL STATEMENTS AS OF DECEMBER 31, 2021

(Amounts expressed in thousands of Turkish Lira (TL) unless otherwise indicated)

INFORMATION ON FINANCIAL POSITION AND RISK MANAGEMENT (Continued)

I. EXPLANATIONS ON THE COMPONENTS OF SHAREHOLDERS' EQUITY (Continued)

Information on Equity Accounts:

	Current Period 31.12.2021	Amounts as per the regulation before 1/1/2014 (*)	Prior Period 31.12.2020	Amounts as per the regulation before 1/1/2014 (*)
COMMON EQUITY TIER I CAPITAL	1,707,108	-	1,563,276	-
Paid-in capital to be entitled for compensation after all creditors	1,051,230	-	1,051,230	-
Share Premium	-	-	-	-
Reserves	503,049	-	395,212	-
Gains recognized in equity as per TAS	-	-	-	-
Profit	217,344	-	145,170	-
Current Period profit	191,115	-	118,941	-
Prior Period profit	26,229	-	26,229	-
Bonus shares from associates, subsidiaries and joint ventures not accounted in current Period's profit	-	-	-	-
Common Equity Tier I Capital Before Deductions	1,771,623	-	1,591,612	-
Deductions from Common Equity Tier I Capital	-	-	-	-
Valuation adjustments calculated as per the article 9. (i) of the Regulation on Bank Capital	-	-	-	-
Current and Prior Periods' losses not covered by reserves, and losses accounted under equity according to TAS	20	-	12	-
Improvement costs for operating leasing (-)	1,189	-	1,459	-
Goodwill and other intangible assets and related deferred taxes (-)	-	-	-	-
Other intangibles other than mortgage-servicing rights (net of related tax liability)	1,866	-	2,475	-
Excess amount arising from deferred tax assets from temporary differences	61,440	-	24,390	-
Differences arise when assets and liabilities not held at fair value, are subjected to cash flow hedge accounting	-	-	-	-
Total credit losses that exceed total expected loss calculated according to the Regulation on Calculation of Credit Risk by Internal Ratings Based Approach	-	-	-	-
Securitization gains	-	-	-	-
Unrealized gains and losses arising from the differences in the credit value of the Bank's liabilities at fair value.	-	-	-	-
Net amount of defined benefit plans	-	-	-	-
Direct and indirect investments of the Bank on its own Tier I Capital (-)	-	-	-	-
Shares obtained against Article 56, Paragraph 4 of the Banking Law (-)	-	-	-	-
Total of net long positions of the investments in equity items of unconsolidated banks and financial institutions where the Bank owns 10% or less of the issued share capital exceeding the 10% threshold of above Tier I Capital (-)	-	-	-	-
Total of net long positions of the investments in equity items of unconsolidated banks and financial institutions where the Bank owns 10% or more of the issued share capital exceeding the 10% threshold of above Tier I Capital (-)	-	-	-	-
Mortgage servicing rights exceeding the 10% threshold of Tier I Capital (-)	-	-	-	-
Net deferred tax assets arising from temporary differences exceeding the 10% threshold of Tier I Capital (-)	-	-	-	-
Amount exceeding the 15% threshold of Tier I Capital as per the Article 2, Clause 2 of the Regulation on Measurement and Assessment of Capital Adequacy Ratios of Banks (-)	-	-	-	-
The portion of net long position of the investments in equity items of unconsolidated banks and financial institutions where the Bank owns 10% or more of the issued share capital not deducted from Tier I Capital (-)	-	-	-	-
Excess amount arising from mortgage servicing rights	-	-	-	-
Excess amount arising from deferred tax assets from temporary differences (-)	-	-	-	-
Other items to be defined by the BRSA	-	-	-	-
Deductions from Tier I Capital in cases where there are no adequate Additional Tier I or Tier II Capitals	-	-	-	-
Total Deductions from Common Equity Tier I Capital	64,515	-	28,336	-
Total Common Equity Tier I Capital	1,707,108	-	1,563,276	-

(*) In this section, the accounts that are liable to the temporary articles of "Regulation on Equities of Banks" which will be considered at the end of the Transition Period are shown.

BANK OF CHINA TURKEY A.Ş.

NOTES TO UNCONSOLIDATED FINANCIAL STATEMENTS AS OF DECEMBER 31, 2021

(Amounts expressed in thousands of Turkish Lira (TL) unless otherwise indicated)

INFORMATION ON FINANCIAL POSITION AND RISK MANAGEMENT (Continued)

I. EXPLANATIONS ON THE COMPONENTS OF SHAREHOLDERS' EQUITY (Continued)

	Current Period 31.12.2021	Amounts as per the regulation before 1/1/2014 (*)	Prior Period 31.12.2020	Amounts as per the regulation before 1/1/2014 (*)
ADDITIONAL TIER I CAPITAL				
Preferred stock not included in Tier I capital and the related share premiums	-	-	-	-
Debt instruments and the related issuance premiums defined by the BRSA	-	-	-	-
Debt instruments and the related issuance premiums defined by the BRSA (Covered by Temporary Article 4)	-	-	-	-
Shares of third parties in Additional Tier I Capital	-	-	-	-
Shares of third parties in Additional Tier I Capital (Temporary Article 3)	-	-	-	-
Additional Core Capital before Deductions	-	-	-	-
Deductions from Additional Core Capital	-	-	-	-
Direct and indirect investments of the Bank on its own Additional Tier I Capital (-)	-	-	-	-
Investments in equity instruments issued by Banks or financial institutions invested in Bank's Additional Tier I Capital and having conditions stated in the Article 7 of the Regulation	-	-	-	-
The total of net long position of the direct or indirect investments in Additional Tier I Capital of unconsolidated banks and financial institutions where the Bank owns more than 10% of the issued share capital (-)	-	-	-	-
The total of net long position of the direct or indirect investments in Additional Tier I Capital of unconsolidated banks and financial institutions where the Bank owns more than 10% of the issued share capital (-)	-	-	-	-
Other items to be defined by the BRSA (-)	-	-	-	-
Items to be Deducted from Tier I Capital during the Transition Period	-	-	-	-
Goodwill and other intangible assets and related deferred tax liabilities which will not be deducted from Common Equity Tier I capital for the purposes of the first sub-paragraph of the Provisional Article 2 of the Regulation on Banks' Own Funds (-)	-	-	-	-
Net deferred tax asset/liability not deducted from Tier I Capital as per the Temporary Article 2, Clause 1 of the Regulation on Measurement and Assessment of Capital Adequacy Ratios of Banks (-)	-	-	-	-
Deduction from Additional Tier I Capital when there is not enough Tier II Capital (-)	-	-	-	-
Total Deductions from Additional Tier I Capital	-	-	-	-
Total Additional Tier I Capital	-	-	-	-
Total Tier I Capital (Tier I Capital=Common Equity Additional Tier I Capital)	1,707,108	-	1,563,276	-
TIER II CAPITAL				
Debt instruments and share issue premiums deemed suitable by the BRSA	-	-	-	-
Debt instruments and share issue premiums deemed suitable by BRSA (Temporary Article 4)	-	-	-	-
Provisions (Article 8 of the Regulation on the Equity of Banks)	28,570	-	12,743	-
Tier II Capital before Deductions	28,570	-	12,743	-
Deductions from Tier II Capital				
Direct and indirect investments of the Bank on its own Tier II Capital (-)	-	-	-	-
Investments in equity instruments issued by banks and financial institutions invested in Bank's Tier II Capital and having conditions stated in the Article 8 of the Regulation	-	-	-	-
Total of net long positions of the investments in equity items of unconsolidated banks and financial institutions where the Bank owns 10% or less of the issued share capital exceeding the 10% threshold of above Tier I Capital (-)	-	-	-	-
Total of net long position of the direct or indirect investments in Additional Tier I Capital and Tier II Capital of unconsolidated banks and financial institutions where the Bank owns 10% or more of the issued share capital exceeding the 10% threshold of Tier I Capital (-)	-	-	-	-
Net long-term position of investments in capital assets of banks and financial institutions that have 10% or more of their shareholding interests and have not been consolidated	-	-	-	-
Other items to be defined by the BRSA (-)	-	-	-	-
Total Deductions from Tier II Capital	-	-	-	-
Total Tier II Capital	28,570	-	12,743	-
Total Equity (Total Tier I and Tier II Capital)	1,735,678	-	1,576,019	-

BANK OF CHINA TURKEY A.Ş.

NOTES TO UNCONSOLIDATED FINANCIAL STATEMENTS AS OF DECEMBER 31, 2021

(Amounts expressed in thousands of Turkish Lira (TL) unless otherwise indicated)

INFORMATION ON FINANCIAL POSITION AND RISK MANAGEMENT (Continued)

I. EXPLANATIONS ON THE COMPONENTS OF SHAREHOLDERS' EQUITY (Continued)

	Current Period 31.12.2021	Amounts as per the regulation before 1/1/2014 (*)	Prior Period 31.12.2020	Amounts as per the regulation before 1/1/2014 (*)
Total Tier I Capital and Tier II Capital (Total Equity)	1,735,678	-	1,576,019	-
Loans granted against the Articles 50 and 51 of the Banking Law (-)	-	-	-	-
Net book values of movables and immovable exceeding the limit defined in the Article 57, Clause 1 of the Banking Law and the assets acquired against overdue receivables and held for sale but retained more than five years (-)	-	-	-	-
Other items to be defined by the BRSA (-)	-	-	-	-
Items to be Deducted from the Sum of Tier I and Tier II Capital (Capital) During the Transition Period	-	-	-	-
The portion of total of net long positions of the investments in equity items of unconsolidated banks and financial institutions where the Bank owns 10% or less of the issued share capital exceeding the 10% threshold of above Tier I Capital not deducted from Tier I Capital, Additional Tier I Capital or Tier II Capital as per the Temporary Article 2, Clause 1 of the Regulation (-)	-	-	-	-
The portion of total of net long positions of the investments in equity items of unconsolidated banks and financial institutions where the Bank owns more than 10% of the issued share capital exceeding the 10% threshold of above Tier I Capital not deducted from Additional Tier I Capital or Tier II Capital as per the Temporary Article 2, Clause 1 of the Regulation (-)	-	-	-	-
The portion of net long position of the investments in equity items of unconsolidated banks and financial institutions where the Bank owns 10% or more of the issued share capital, of the net deferred tax assets arising from temporary differences and of the mortgage servicing rights not deducted from Tier I Capital as per the Temporary Article 2, Clause 2, Paragraph (1) and (2) and Temporary Article 2, Clause 1 of the Regulation (-)	-	-	-	-
EQUITY	1,735,678	-	1,576,019	-
Total Capital (Total of Tier I Capital and Tier II Capital)	1,735,678	-	1,576,019	-
Total Risk Weighted Assets	4,843,521	-	2,513,098	-
CAPITAL ADEQUACY RATIOS				
Core Capital Adequacy Ratio (%)	35.25	-	62.21	-
Tier I Capital Adequacy Ratio (%)	35.25	-	62.21	-
Capital Adequacy Ratio (%)	35.84	-	62.71	-
BUFFERS				
Bank-specific total Core Capital Ratio	0.18	-	0.34	-
Capital Conservation Buffer Ratio (%)	2.50	-	2.50	-
Bank-specific Counter-Cyclical Capital Buffer Ratio (%) (*)	-	-	-	-
The ratio of Additional Common Equity Tier I capital which will be calculated by the first paragraph of the Article 4 of Regulation on Capital Conservation and Countercyclical Capital Buffers to risk weighted assets	30.75	-	57.71	-
Amounts lower than Excesses as per Deduction Rules				
Remaining total of net long positions of the investments in equity items of unconsolidated banks and financial institutions where the Bank owns 10% or less of the issued share capital	-	-	-	-
Remaining total of net long positions of the investments in Tier I Capital of unconsolidated banks and financial institutions where the Bank owns more than 10% or less of the Tier I Capital	-	-	-	-
Remaining mortgage servicing rights	-	-	-	-
Net deferred tax assets arising from temporary differences	-	-	-	-
Limits for Provisions Used in Tier II Capital Calculation				
General provisions for standard based receivables (before tenthousandtwentyfive limitation)	28,570	-	12,743	-
Up to 1.25% of total risk-weighted amount of general reserves for receivables where the standard approach used	54,085	-	24,766	-
Total loan provision that exceeds total expected loss calculated according to Communiqué on Calculation of Credit Risk by Internal Ratings Based Approach	-	-	-	-
Total loan provision that exceeds total expected loss calculated according to Communiqué on Calculation of Credit Risk by Internal Ratings Based Approach, limited by 0.6% risk weighted assets	-	-	-	-
Debt Instruments Covered by Temporary Article 4 (effective between 1.1.2018-1.1.2022)	-	-	-	-
Upper limit for Additional Tier I Capital items subject to Temporary Article 4	-	-	-	-
Amount of Additional Tier I Capital items subject to Temporary Article 4 that exceeds upper limit	-	-	-	-
Upper limit for Additional Tier II Capital items subject to Temporary Article 4	-	-	-	-
Amount of Additional Tier II Capital items subject to Temporary Article 4 that exceeds upper limit	-	-	-	-

(*) To be filled by systemically important banks which are not obliged to prepare consolidated financial statements under Paragraph 4 of Article 4 of the Regulation on Systemic Banks, will be reported as zero by other banks.

BANK OF CHINA TURKEY A.Ş.

NOTES TO UNCONSOLIDATED FINANCIAL STATEMENTS AS OF DECEMBER 31, 2021

(Amounts expressed in thousands of Turkish Lira (TL) unless otherwise indicated)

INFORMATION ON FINANCIAL POSITION AND RISK MANAGEMENT (Continued)

I. EXPLANATIONS ON THE COMPONENTS OF SHAREHOLDERS' EQUITY (Continued)

Explanations on reconciliation of shareholder's equity items to balance sheet:

The difference between "Equity" in equity table and "Shareholder's Equity" in the unconsolidated balance sheet mainly arises from TFRS 9 transition effect of Stage 1 provisions. In the calculation of Total Capital, TFRS 9 Stage 1 expected credit losses up to 1.25% of credit risk is taken into consideration as Tier II Capital.

On the other hand, in the calculation of the "Equity", improvement costs for operating leases followed under tangible assets in the balance sheet, and related deferred tax liabilities, other items defined by the regulator are taken into consideration as amounts deducted from Total Capital.

	Current Period	Prior Period
	31.12.2021	31.12.2020
Paid in Capital	1,051,230	1,051,230
Capital Reserves	503,049	395,212
Profit	217,344	145,170
Total Equity before Deductions	1,771,623	1,591,612
Deduction made within the scope of the Regulation	64,515	28,336
Common Equity Tier 1 Capital	1,707,108	1,563,276
Tier 1 Capital	1,707,108	1,563,276
General Provisions (Up to 1.25%)	28,570	12,743
Total Equity	1,735,678	1,576,019

II. EXPLANATIONS ON CREDIT RISK

Credit risk refers to the risks and losses that may arise from the failure of the counterparty to fulfill its obligations partially or completely in a timely manner by not complying with the Bank's contractual requirements.

The credit allocation is made within the limits set for each debtor and the group of debtors and is updated periodically according to the market conditions. During the credit allocation process, many financial and non-financial criteria are taken into account within the framework of the internal rating process of the Bank. To establish a credit risk management framework to manage credit risks; to help maintain a high level of credit portfolio quality; Bank's Credit Policy has been established and approved by the Board of Directors in order to ensure early identification and realization of real and potential credit issues in order to minimize financial losses and to ensure compliance with local legislation and general partnership regulations on general and special loan provisions. With Follow-up Procedure, Credit Allocation Procedure and Collateral Procedure, The Bank's credit risk management framework is formed.

The main principle of the credit risk policy is the risk return structure arising from the credit risk of the bank; the policies set out to monitor, control and, if necessary, correct the nature and level of activities; to identify, measure, report, monitor and control the risks to which the Bank is exposed while determining the procedure and limit and the risks arising from the transactions with the risk group of the Bank is included. Loans marketing, approval, disbursement and monitoring duties; in order to reduce all risks related to errors, deficiencies, irregularities and abuses, and to prevent conflicts of interest, it is ensured that the authorities from different units carry them out. The Bank has a robust credit approval procedure that shares the credit functions of the Bank between the front office and the mid-office functions in order to prevent possible conflicts of interest and to obtain a fair and objective view of the risks faced by new loan disbursements. The Bank's Credit and Risk analysis function is separated from the Corporate Banking Department in order to perform it independently.

Credit limits are determined in line with the risk appetite of the Bank by taking into consideration the activity area of the companies, sector seasonality, risk profile, loss history, collateral structure and maturity of the loan. Credit limits are checked at both the individual debtor level and the total debt group level.

BANK OF CHINA TURKEY A.Ş.

NOTES TO UNCONSOLIDATED FINANCIAL STATEMENTS AS OF DECEMBER 31, 2021

(Amounts expressed in thousands of Turkish Lira (TL) unless otherwise indicated)

INFORMATION ON FINANCIAL POSITION AND RISK MANAGEMENT (Continued)

II. EXPLANATIONS ON CREDIT RISK (Continued)

Evaluation and examination of credits in the Bank; discovery of early warning signals of deteriorated risks to allow for special monitoring of loans; A system of ratings is used to effectively manage problematic loans and to produce on-site and effective risk-based pricing mechanisms.

In the management of credit risk, the risk and control structure is based on the triple line of defense model. The lines of activity are defined as first stage, independent risk management, legal compliance and internal control activities, second stage and independent internal audit activity are defined as third stage responsibility. Top Management, Risk Committee and Board of Directors are regularly informed about developments in credit portfolio quality, stress test and scenario analysis, the limits and risk appetite.

Total amount of exposures after offsetting transactions before applying credit risk mitigations and the average exposure amounts that are classified under different risk groups and types for the relevant period:

	Current Period		Prior period	
	Current Period Risk Amount (*)	Average Risk Amount (**)	Current Period Risk Amount (*)	Average Risk Amount (**)
Risk Types				
Contingent and Non-Contingent Receivables from central governments or central banks	1,999,324	1,651,549	1,364,142	620,564
Contingent and Non-Contingent Receivables from regional or local governments	-	-	-	-
Contingent and Non-Contingent Receivables from Administrative Units and Non-commercial Enterprises	-	-	-	-
Contingent and Non-Contingent Receivables from Multilateral Development Banks	-	-	-	-
Contingent and Non-Contingent Receivables from International Organizations	-	-	-	-
Contingent and Non-Contingent Receivables from banks and brokerage houses	1,633,007	1,227,065	984,930	1,386,676
Contingent and Non-Contingent Corporates	2,183,397	1,274,826	948,544	1,145,832
Contingent and Non-Contingent Retail Receivables	-	-	-	-
Contingent and Non-Contingent Receivables Secured by Mortgages	-	-	-	-
Past Due Receivables	-	-	-	-
Receivables defined in high risk category by Regulator	-	-	-	-
Secured by mortgages	-	-	-	-
Securitization positions	-	-	-	-
Short-Term Receivables from Banks, brokerage houses and corporates	-	-	-	-
Investments similar to collective investment funds	-	-	-	-
Other Receivables	15,386	16,184	16,633	23,061
Total	5,831,114	4,169,624	3,314,249	3,176,133

(*) It refers to the total risk amount after credit risk mitigation and credit conversion.

(**) The average risk amount is determined by taking the arithmetic average of the values in the report prepared at the end of the month.

BANK OF CHINA TURKEY A.Ş.

NOTES TO UNCONSOLIDATED FINANCIAL STATEMENTS AS AT 31 DECEMBER 2021

(Amounts expressed in thousands of Turkish Lira (TL) unless otherwise indicated)

INFORMATION ON FINANCIAL POSITION AND RISK MANAGEMENT (Continued)

II. EXPLANATIONS ON CREDIT RISK (Continued)

Profile of significant exposures in major regions:

Risk Categories (*)

	Due from Central Governments or Central Banks	Regional Governments or Local Government Receivables	Receivables on Administrative Units and Non-commercial Enterprises	Receivables on Multilateral Development Banks	Receivables on International Organizations	Receivables on Banks and Brokerage Houses	Contingent and Non-Contingent Corporates	Contingent and Non-Contingent Retail Receivables	Contingent and Non-Contingent Receivables Secured by Mortgages	Past Due Receivables	Receivables defined in high risk category by Regulator	Collateralized Mortgage Marketable Securities	Securitization Positions	Short-Term Receivables from Banks, brokerage houses and Corporates	Investment similar to collective investment funds	Other Receivables	Total	
Current period																		
Domestic	1,999,324	-	-	-	-	1,392,500	2,183,397	-	-	-	-	-	-	-	-	-	15,386	5,590,607
European Union Countries	-	-	-	-	-	22,618	-	-	-	-	-	-	-	-	-	-	-	22,618
OECD Countries**	-	-	-	-	-	411,943	-	-	-	-	-	-	-	-	-	-	-	411,943
Off-shore Banking Regions	-	-	-	-	-	-	-	-	-	-	-	-	-	-	-	-	-	-
USA, Canada	-	-	-	-	-	13	-	-	-	-	-	-	-	-	-	-	-	13
Other Countries	-	-	-	-	-	-	-	-	-	-	-	-	-	-	-	-	-	-
Associates, Subsidiaries and Jointly Controlled Entities	-	-	-	-	-	-	-	-	-	-	-	-	-	-	-	-	-	-
Unallocated Assets/Liabilities ***	-	-	-	-	-	-	-	-	-	-	-	-	-	-	-	-	-	-
Total	1,999,324	-	-	-	-	1,827,074	2,183,397	-	-	-	-	-	-	-	-	-	15,386	6,025,181

	Due from Central Governments or Central Banks	Regional Governments or Local Government Receivables	Receivables on Administrative Units and Non-commercial Enterprises	Receivables on Multilateral Development Banks	Receivables on International Organizations	Receivables on Banks and Brokerage Houses	Contingent and Non-Contingent Corporates	Contingent and Non-Contingent Retail Receivables	Contingent and Non-Contingent Receivables Secured by Mortgages	Past Due Receivables	Receivables defined in high risk category by Regulator	Collateralized Mortgage Marketable Securities	Securitization Positions	Short-Term Receivables from Banks, brokerage houses and Corporates	Investment similar to collective investment funds	Other Receivables	Total	
Prior period																		
Domestic	1,364,142	-	-	-	-	696,185	948,544	-	-	-	-	-	-	-	-	-	16,632	3,025,503
European Union Countries	-	-	-	-	-	12,707	-	-	-	-	-	-	-	-	-	-	-	12,707
OECD Countries**	-	-	-	-	-	478,835	-	-	-	-	-	-	-	-	-	-	-	478,835
Off-shore Banking Regions	-	-	-	-	-	-	-	-	-	-	-	-	-	-	-	-	-	-
USA, Canada	-	-	-	-	-	3	-	-	-	-	-	-	-	-	-	-	-	3
Other Countries	-	-	-	-	-	-	-	-	-	-	-	-	-	-	-	-	-	-
Associates, Subsidiaries and Jointly Controlled Entities	-	-	-	-	-	-	-	-	-	-	-	-	-	-	-	-	-	-
Unallocated Assets/Liabilities ***	-	-	-	-	-	-	-	-	-	-	-	-	-	-	-	-	-	-
Total	1,364,142	-	-	-	-	1,187,730	948,544	-	-	-	-	-	-	-	-	-	16,632	3,517,048

(*) Stands for the risk categories listed in "Regulations on Measurement and Assessment of Capital Adequacy Ratios of Banks."

(**) EU countries, OECD countries other than USA and Canada.

(***) Assets and liabilities that are not distributed according to a consistent principle.

BANK OF CHINA TURKEY A.Ş.

NOTES TO UNCONSOLIDATED FINANCIAL STATEMENTS AS OF DECEMBER 31, 2021

(Amounts expressed in thousands of Turkish Lira (TL) unless otherwise indicated)

INFORMATION ON FINANCIAL POSITION AND RISK MANAGEMENT (Continued)

II. EXPLANATIONS ON CREDIT RISK (Continued)

Risk profile by sectors or counterparties:

	Due from Central Governments or Central Banks	Regional Governments or Local Government Receivables	Receivables on Administrative Units and Non- commercial Enterprises	Receivables on Multilateral Development Banks	Receivables on International Organizations	Receivables on Banks and Brokerage Houses	Contingent and Non- Contingent Corporates	Contingent and Non- Contingent Retail Receivables	Contingent and Non- Contingent Receivables Secured by Mortgages	Past Due Receivables	Receivables defined in high risk category by Regulator	Collateralized Mortgage Marketable Securities	Securitization Positions	Short-Term Receivables From Banks, brokerage houses and Corporates	Investment similar to collective investment funds	Other Receivables	TL	FC	TOTAL	
Current period																				
Agriculture	-	-	-	-	-	-	-	-	-	-	-	-	-	-	-	-	-	-	-	
Farming and Raising Livestock	-	-	-	-	-	-	-	-	-	-	-	-	-	-	-	-	-	-	-	
Fores TL, Wood and Paper	-	-	-	-	-	-	-	-	-	-	-	-	-	-	-	-	-	-	-	
Fishery	-	-	-	-	-	-	-	-	-	-	-	-	-	-	-	-	-	-	-	
Manufacturing	-	-	-	-	-	-	904,452	-	-	-	-	-	-	-	-	-	200,201	704,251	904,452	
Mining and Quarry	-	-	-	-	-	-	-	-	-	-	-	-	-	-	-	-	-	-	-	
Production	-	-	-	-	-	-	104,446	-	-	-	-	-	-	-	-	-	104,446	104,446	104,446	
Electricity, Gas and Water	-	-	-	-	-	-	800,006	-	-	-	-	-	-	-	-	-	200,201	599,805	800,006	
Construction	-	-	-	-	-	-	-	1,164,657	-	-	-	-	-	-	-	-	-	1,164,657	1,164,657	
Services	643,646	-	-	-	-	1,801,491	-	114,288	-	-	-	-	-	-	-	-	586,227	1,973,198	2,559,425	
Wholesale and Retail Trade	-	-	-	-	-	-	-	-	-	-	-	-	-	-	-	-	-	-	-	
Hotel, Tourism, Food and Beverage Services	-	-	-	-	-	-	-	-	-	-	-	-	-	-	-	-	-	-	-	
Transportation and Communication	340,232	-	-	-	-	-	114,288	-	-	-	-	-	-	-	-	-	-	454,520	454,520	
Financial Institutions	303,414	-	-	-	-	1,801,491	-	-	-	-	-	-	-	-	-	-	586,227	1,518,678	2,104,905	
Real Estate and Renting Services.	-	-	-	-	-	-	-	-	-	-	-	-	-	-	-	-	-	-	-	
Self-Employment Services	-	-	-	-	-	-	-	-	-	-	-	-	-	-	-	-	-	-	-	
Education Services	-	-	-	-	-	-	-	-	-	-	-	-	-	-	-	-	-	-	-	
Health and Social Services	-	-	-	-	-	-	-	-	-	-	-	-	-	-	-	-	-	-	-	
Other	1,355,678	-	-	-	-	25,583	-	-	-	-	-	-	-	-	-	-	15,386	1,122,623	274,024	1,396,647
Total	1,999,324	-	-	-	-	1,827,074	2,183,397	-	-	-	-	-	-	-	-	-	15,386	1,909,051	4,116,130	6,025,181
Prior period																				
Agriculture	-	-	-	-	-	-	-	-	-	-	-	-	-	-	-	-	-	-	-	
Farming and Raising Livestock	-	-	-	-	-	-	-	-	-	-	-	-	-	-	-	-	-	-	-	
Fores TL, Wood and Paper	-	-	-	-	-	-	-	-	-	-	-	-	-	-	-	-	-	-	-	
Fishery	-	-	-	-	-	-	-	-	-	-	-	-	-	-	-	-	-	-	-	
Manufacturing	-	-	-	-	-	-	207,120	-	-	-	-	-	-	-	-	-	207,120	-	207,120	
Mining and Quarry	-	-	-	-	-	-	-	-	-	-	-	-	-	-	-	-	-	-	-	
Production	-	-	-	-	-	-	207,120	-	-	-	-	-	-	-	-	-	207,120	-	207,120	
Electricity, Gas and Water	-	-	-	-	-	-	-	-	-	-	-	-	-	-	-	-	-	-	-	
Construction	706,441	-	-	-	-	1,187,730	-	667,211	-	-	-	-	-	-	-	-	-	667,211	1,968,384	
Services	-	-	-	-	-	-	-	74,213	-	-	-	-	-	-	-	-	-	-	-	
Wholesale and Retail Trade	-	-	-	-	-	-	-	-	-	-	-	-	-	-	-	-	-	-	-	
Hotel, Tourism, Food and Beverage Services	-	-	-	-	-	-	-	-	-	-	-	-	-	-	-	-	-	-	-	
Transportation and Communication	308,386	-	-	-	-	-	74,213	-	-	-	-	-	-	-	-	-	-	382,599	382,599	
Financial Institutions	398,055	-	-	-	-	1,187,730	-	-	-	-	-	-	-	-	-	-	661,575	924,210	1,585,785	
Real Estate and Renting Services.	-	-	-	-	-	-	-	-	-	-	-	-	-	-	-	-	-	-	-	
Self-Employment Services	-	-	-	-	-	-	-	-	-	-	-	-	-	-	-	-	-	-	-	
Education Services	-	-	-	-	-	-	-	-	-	-	-	-	-	-	-	-	-	-	-	
Health and Social Services	-	-	-	-	-	-	-	-	-	-	-	-	-	-	-	-	-	-	-	
Other	657,701	-	-	-	-	-	-	-	-	-	-	-	-	-	-	-	16,632	636,921	37,413	674,334
Total	1,364,142	-	-	-	-	1,187,730	948,544	-	-	-	-	-	-	-	-	-	16,632	1,505,616	2,011,432	3,517,048

(*) Stands for the risk categories listed in “Regulations on Measurement and Assessment of Capital Adequacy Ratios of Banks.”

BANK OF CHINA TURKEY A.Ş.

NOTES TO UNCONSOLIDATED FINANCIAL STATEMENTS AS AT 31 DECEMBER 2021

(Amounts expressed in thousands of Turkish Lira (TL) unless otherwise indicated)

INFORMATION ON FINANCIAL POSITION AND RISK MANAGEMENT (Continued)

II. EXPLANATIONS ON CREDIT RISK (Continued)

Analysis of maturity-bearing exposures according to remaining maturities:

Risk Types, Current period	Time to Maturity					Total
	1 Month	1-3 Months	3-6 Months	6-12 Months	Over 1 Year	
Due from central governments or central banks	-	-	301,734	-	340,232	641,966
Regional or Local Government Receivables	-	-	-	-	-	-
Receivables on Administrative Units and Non-commercial Enterprises	-	-	-	-	-	-
Receivables on Multilateral Development Banks	-	-	-	-	-	-
Receivables on International Organizations	-	-	-	-	-	-
Receivables on Banks and Brokerage Houses	22,630	105,249	672,367	377,168	14,662	1,192,076
Receivables from Corporates	-	-	-	-	2,172,418	2,172,418
Retail Receivables	-	-	-	-	-	-
Receivables Secured by Mortgages	-	-	-	-	-	-
Past Due Receivables	-	-	-	-	-	-
Receivables defined in high risk category by Regulators	-	-	-	-	-	-
Secured by mortgages	-	-	-	-	-	-
Short-Term Receivables from Banks, brokerage houses and corporates	-	-	-	-	-	-
Investment similar to collective investment funds	-	-	-	-	-	-
Other Receivables	-	-	-	-	-	-
Total	22,630	105,249	974,101	377,168	2,527,312	4,006,460

Risk Types, Prior period	Time to Maturity					Total
	1 Month	1-3 Months	3-6 Months	6-12 Months	Over 1 Year	
Due from central governments or central banks	308,386	-	182,328	-	-	490,714
Regional or Local Government Receivables	-	-	-	-	-	-
Receivables on Administrative Units and Non-commercial Enterprises	-	-	-	-	-	-
Receivables on Multilateral Development Banks	-	-	-	-	-	-
Receivables on International Organizations	-	-	-	-	-	-
Receivables on Banks and Brokerage Houses	287,167	111,291	-	-	280,632	679,090
Receivables from Corporates	-	207,120	-	-	738,685	945,805
Retail Receivables	-	-	-	-	-	-
Receivables Secured by Mortgages	-	-	-	-	-	-
Past Due Receivables	-	-	-	-	-	-
Receivables defined in high risk category by Regulators	-	-	-	-	-	-
Secured by mortgages	-	-	-	-	-	-
Short-Term Receivables from Banks, brokerage houses and corporates	-	-	-	-	-	-
Investment similar to collective investment funds	-	-	-	-	-	-
Other Receivables	-	-	-	-	-	-
Total	595,553	318,411	182,328	-	1,019,317	2,115,609

Exposures by risk weights:

Risk Types, Current period	0%	10%	20%	35%	50%	75%	100%	150%	200%	Others	Deductions
											from the shareholders' equity
Amount before the credit risk mitigation	1,108,047	-	373,370	-	200,780	-	4,148,917	-	-	-	64,515
Amount after the credit risk mitigation	1,108,047	-	373,370	-	200,780	-	4,148,917	-	-	-	64,515

Risk Types, Prior period	0%	10%	20%	35%	50%	75%	100%	150%	200%	Others	Deductions
											from the shareholders' equity
Amount before the credit risk mitigation	836,125	-	469,635	-	212,866	-	1,768,623	-	-	-	28,336
Amount after the credit risk mitigation	836,125	-	469,635	-	212,866	-	1,768,623	-	-	-	28,336

Movements in value adjustments and provisions:

Current Period	Opening Balance	The amount			Other Provisions(*)	Closing Balance
		of provision in the period	Reversal of Provision			
Stage 3 Provisions	-	-	-	-	-	-
Stage 1 and Stage 2 Provisions	12,743	18,854	(5,240)	2,213	28,570	

Prior Period	Opening Balance	The amount			Other Provisions	Closing Balance
		of provision in the period	Reversal of Provision			
Stage 3 Provisions	-	-	-	-	-	-
Stage 1 and Stage 2 Provisions	10,786	4,500	(5,394)	2,851	12,743	

*Includes foreign exchange differences.

BANK OF CHINA TURKEY A.Ş.

NOTES TO UNCONSOLIDATED FINANCIAL STATEMENTS AS OF DECEMBER 31, 2021

(Amounts expressed in thousands of Turkish Lira (TL) unless otherwise indicated)

INFORMATION ON FINANCIAL POSITION AND RISK MANAGEMENT (Continued)

II. EXPLANATIONS ON CREDIT RISK (Continued)

Exposures subject to countercyclical capital buffer:

The geographical distribution of receivables from the private sector, which is taken into account in the calculation of the bank specific circular capital buffer within the scope of the "Regulation on Capital Protection and Cyclic Capital Buffers" and its sub-regulations published in the Official Gazette dated 5 November 2013 and numbered 28812, is explained in the table below:

Since January 1, 2016 as per BRSA decision dated December 24, 2015 cyclical capital buffers for banks, including the current positions of Turkey is considered as 0%.

Current Period

Country of ultimate risk	Private sector credit exposures in banking book	Risk Weighted Equivalent trading book	Total
Turkey	5,188,300	-	5,188,300
China	402,242	-	402,242
Hong Kong	2,952	-	2,952
US	14	-	14
Germany	22,618	-	22,618

Prior Period

Country of ultimate risk	Private sector credit exposures in banking book	Risk Weighted Equivalent trading book	Total
Turkey	2,976,356	-	2,976,356
China	468,525	-	468,525
Hong Kong	244	-	244
US	3	-	3
Germany	12,707	-	12,707

III. EXPLANATIONS ON CURRENCY RISK

The difference between the Bank's foreign currency denominated on-balance sheet and off-balance sheet assets and the foreign currency denominated on-balance sheet and off-balance sheet liabilities are defined as "FC Net General Position" and form the basis for exchange rate risk. An important dimension of the exchange rate risk is the risk (cross-currency risk) caused by the exchange of values of the foreign currencies against each other in the FX net general position.

Measurable and manageable risks are taken within legal limits. The Bank applies stress tests against the fluctuations in foreign currency within the year.

The Bank uses the "standard method" which is also used in legal reporting to measure the foreign exchange risk.

There is no significant foreign currency position in relation to the balance sheet size of the Bank and if any exchange rate risk occurs, it is taken counter position and exchange rate risk is not transferred.

BANK OF CHINA TURKEY A.Ş.

NOTES TO UNCONSOLIDATED FINANCIAL STATEMENTS AS OF DECEMBER 31, 2021

(Amounts expressed in thousands of Turkish Lira (TL) unless otherwise indicated)

INFORMATION ON FINANCIAL POSITION AND RISK MANAGEMENT (Continued)

III. EXPLANATIONS ON CURRENCY RISK (Continued)

The Bank's current foreign exchange buying rates announced on December 31, 2021 and December 31, 2020 as well as the last five days financial statement valuation rates are as follows:

(All rates presented as full TL).

31.12.2021	USD	EUR	GBP	CNY
Rates:	13.3290	15.0867	17.9667	2.0840
1. Day Foreign Exchange Buying Rate	11.7278	13.2926	15.6985	1.8312
2. Day Foreign Exchange Buying Rate	11.3900	12.8903	15.2412	1.7775
3. Day Foreign Exchange Buying Rate	11.8302	13.4000	15.8766	1.8468
4. Day Foreign Exchange Buying Rate	12.2219	13.8011	16.3800	1.9079
5. Day Foreign Exchange Buying Rate	12.9775	14.6823	17.4530	2.0250
Arithmetic mean of last 30 days	13.6356	15.4126	18.1086	2.1290
31.12.2020	USD	EUR	GBP	CNY
Rates:	7.4194	9.1164	10.1142	1.1283
1. Day Foreign Exchange Buying Rate	7.5517	9.2037	10.2230	1.1500
2. Day Foreign Exchange Buying Rate	7.5517	9.2037	10.2230	1.1500
3. Day Foreign Exchange Buying Rate	7.4738	9.1370	10.1008	1.1368
4. Day Foreign Exchange Buying Rate	7.4063	9.0697	9.9761	1.1277
5. Day Foreign Exchange Buying Rate	7.3405	9.0079	9.9438	1.1182
Arithmetic mean of last 30 days	7.7138	9.3887	10.3482	1.1729

Sensitivity analysis on currency risk:

The table below demonstrates prospective increase and decrease in equity and profit/loss as of December 31, 2021 and December 31, 2020 (excluding tax effect) on condition that 10 percent revaluation/devaluation of the foreign currencies below against TL. This analysis has been prepared assuming that other variables, particularly interest rates, remain constant.

Current Period 31.12.2021	Change in Foreign Currency	Impact on Profit / Loss (*)	Impact on Equity
EUR	10% Increase	4,042	4,042
	10% Decrease	(4,042)	(4,042)
USD	10% Increase	2,615	2,615
	10% Decrease	(2,615)	(2,615)
Prior Period 31.12.2020	Change in foreign currency	Impact on Profit / Loss (*)	Impact on Equity
EUR	10% Increase	2,834	2,834
	10% Decrease	(2,834)	(2,834)
USD	10% Increase	597	597
	10% Decrease	(597)	(597)

(*) Pre-tax figures.

BANK OF CHINA TURKEY A.Ş.

NOTES TO UNCONSOLIDATED FINANCIAL STATEMENTS AS OF DECEMBER 31, 2021

(Amounts expressed in thousands of Turkish Lira (TL) unless otherwise indicated)

INFORMATION ON FINANCIAL POSITION AND RISK MANAGEMENT (Continued)

III. EXPLANATIONS ON CURRENCY RISK (Continued)

Explanations on currency risk:

	EUR	USD	Other FC	Total
Current Period 31.12.2021				
Assets				
Cash (Cash in Vault, Foreign Currency Cash, Money in Transit, Cheques Purchased, Precious Metal) and Balances with the CBRT	110,887	137,022	-	247,909
Due from Banks (*)	173,322	114,942	2,952	291,216
Financial Assets at Fair Value through Profit/Loss	-	-	-	-
Money Market Placements	-	-	-	-
Financial Assets Measured at Fair Value through Other Comprehensive Income (FVOCI)	-	-	-	-
Loans and Receivables (**)	336,715	113,082	-	449,797
Investments in Assoc., Subsidiaries and Entities under Common Control (Joint Vent.)	-	-	-	-
Financial Assets Measured at Amortized Cost	-	-	-	-
Derivative Financial Assets Hedging Purposes	-	-	-	-
Tangible Assets	-	-	-	-
Intangible Assets	-	-	-	-
Other Assets	3,918	10,701	1,439	16,058
Total Assets	624,842	375,747	4,391	1,004,980
Liabilities				
Bank Deposits	82,977	-	-	82,977
Foreign Currency Deposits	156,245	127,061	1,528	284,834
Money Market Borrowings	-	-	-	-
Funds Provided from Other Financial Institutions	-	180,930	-	180,930
Securities Issued	-	-	-	-
Sundry Creditors	-	-	-	-
Derivative Fin. Liabilities for Hedging Purposes	-	-	-	-
Other Liabilities	9,944	41,607	14,434	65,985
Total Liabilities	249,166	349,598	15,962	614,726
Net Balance Sheet Position	375,676	26,149	(11,571)	390,254
Net Off-Balance Sheet Position	(335,260)	-	-	(335,260)
Financial Derivative Assets	-	-	-	-
Financial Derivative Liabilities	335,260	-	-	335,260
Non-Cash Loans (***)	1,625,246	1,355,860	125,040	3,106,146
Prior Period 31.12.2020				
Total Assets	336,936	158,469	244	495,649
Total Liabilities	4,721	152,502	13	157,236
Net Balance Sheet Position	332,215	5,967	231	338,413
Net Off-Balance Sheet Position	(303,880)	-	-	(303,880)
Financial Derivative Assets	-	-	-	-
Financial Derivative Liabilities	303,880	-	-	303,880
Non-Cash Loans (***)	752,304	527,991	-	1,280,295

(*) Banks include balance of expected loss provisions amounting to TL 280.

(**) Loans and receivables include balance of expected loss provisions amounting to TL 4,723

(***) There is no effect on the net balance sheet position.

BANK OF CHINA TURKEY A.Ş.

NOTES TO UNCONSOLIDATED FINANCIAL STATEMENTS AS OF DECEMBER 31, 2021

(Amounts expressed in thousands of Turkish Lira (TL) unless otherwise indicated)

INFORMATION ON FINANCIAL POSITION AND RISK MANAGEMENT (Continued)

III. EXPLANATIONS ON INTEREST RATE RISK

Interest rate risk is the probability of loss due to changes in interest rates depending on the Bank's position regarding the interest-bearing financial instruments. Interest rate risk arises because of timing differences on the re-pricing of assets and liabilities, changes in correlation of interest rates between different financial instruments and, unexpected changes in the shape and slope of yield curves.

Exposure to interest rate movements arises when there is a mismatch between rate sensitive assets and liabilities. Interest rate risk is a key component of the Bank's market risk and asset and liability management. As part of asset and liability management, sensitivity analysis are used to measure the effects of changes in yield curves on the balance sheet.

The impact of interest rate volatility to the Bank will be analysed by presenting the results to the Risk Committee and senior management regularly. In this analysis, it is planned to calculate possible losses in fair value changes on interest rate sensitive products by interest rate shocks.

In the calculation of the Bank's exposure to interest rate risk, standard method is used.

Interest rate sensitivity of assets, liabilities and off-balance sheet items (Based on repricing dates)

Current Period 31.12.2021	Up to 1 month	1-3 Months	3-12 Months	1-5 Years	Over 5 Years	Non-interest Bearing	Total
Assets							
Cash (Cash in TL, Cash in Foreign Currency, Cash in Transit, Cheques Purchased) and Balances with the Central Bank of Turkey	104,547	-	-	-	-	145,326	249,873
Banks	583,242	-	-	-	-	42,175	625,417
Financial Assets at Fair Value Through Profit or Loss	-	-	-	-	-	-	-
Interbank Money Market Placements	-	-	-	-	-	-	-
Financial Assets Measured at Fair Value through Other Comprehensive Income	-	-	-	-	-	-	-
Loans	340,232	114,288	-	200,201	-	-	654,721
Financial Assets Measured at Amortized Cost	142,741	136,113	765,687	-	-	-	1,044,541
Other Assets	-	-	-	-	-	88,140	88,140
Total Assets	1,170,762	250,401	765,687	200,201	-	275,641	2,662,692
Liabilities							
Bank Deposits	82,977	-	-	-	-	-	82,977
Other Deposits	271,089	-	-	-	-	13,841	284,930
Interbank Money Market Received	-	-	-	-	-	-	-
Marketable Securities Issued	-	-	-	-	-	-	-
Funds Borrowed from Other Financial Institutions	66,645	114,285	-	-	-	-	180,930
Other Liabilities (*)	-	-	-	-	-	2,113,855	2,113,855
Total Liabilities	420,711	114,285	-	-	-	2,127,696	2,662,692
Balance sheet long position	750,051	136,116	765,687	200,201	-	-	1,852,055
Balance sheet short position	-	-	-	-	-	(1,852,055)	(1,852,055)
Off-Balance sheet long position	33,557	-	33,557	67,113	-	-	134,227
Off-Balance sheet short position	(83,815)	-	(83,815)	(167,630)	-	-	(335,260)
Total Position	699,793	136,116	715,429	99,684	-	(1,852,055)	(201,033)

(*) Including TL 1,771,603 shareholders' equity.

BANK OF CHINA TURKEY A.Ş.

**NOTES TO UNCONSOLIDATED FINANCIAL STATEMENTS
AS OF DECEMBER 31, 2021**

(Amounts expressed in thousands of Turkish Lira (TL) unless otherwise indicated)

INFORMATION ON FINANCIAL POSITION AND RISK MANAGEMENT (Continued)

III. EXPLANATIONS ON INTEREST RATE RISK (Continued)

**Interest rate sensitivity of assets, liabilities and off-balance sheet items (Based on repricing dates)
(Continued)**

Prior Period 31.12.2020	Up to 1 month	1-3 Months	3-12 Months	1-5 Years	Over 5 Years	Non- interest Bearing	Total
Assets							
Cash (Cash in TL, Cash in Foreign Currency, Cash in Transit, Cheques Purchased) and Balances with the Central Bank of Turkey	14,620	-	-	-	-	28,778	43,398
Banks	631,993	-	-	-	-	80,792	712,785
Financial Assets at Fair Value Through Profit or Loss	-	-	-	-	-	-	-
Interbank Money Market Placements	-	-	-	-	-	-	-
Financial Assets Measured at Fair Value through Other Comprehensive Income	-	-	-	-	-	-	-
Loans	308,386	281,334	-	-	-	-	589,720
Financial Assets Measured at Amortized Cost	-	372,546	241,757	-	-	-	614,303
Other assets	-	-	-	-	-	44,268	44,268
Total Assets	954,999	653,880	241,757	-	-	153,838	2,004,474
Liabilities							
Bank Deposits	-	-	-	-	-	-	-
Other Deposits	151,461	-	-	-	-	52,728	204,189
Interbank Money Market Received	-	-	-	-	-	-	-
Marketable Securities Issued	-	-	-	-	-	-	-
Funds Borrowed from Other Financial Institutions	-	74,203	-	-	-	-	74,203
Other Liabilities (*)	-	-	-	-	-	1,726,082	1,726,082
Total Liabilities	151,461	74,203	-	-	-	1,778,810	2,004,474
Balance sheet long position	803,538	579,677	241,757	-	-	-	1,624,972
Balance sheet short position	-	-	-	-	-	(1,624,972)	(1,624,972)
Off-Balance sheet long position	33,557	-	33,557	134,226	-	-	201,340
Off-Balance sheet short position	(50,647)	-	(50,647)	(202,586)	-	-	(303,880)
Total Position	786,448	579,677	224,667	(68,360)	-	(1,624,972)	(102,540)

(*) Including TL 1,591,612 shareholders' equity.

BANK OF CHINA TURKEY A.Ş.**NOTES TO UNCONSOLIDATED FINANCIAL STATEMENTS
AS OF DECEMBER 31, 2021**

(Amounts expressed in thousands of Turkish Lira (TL) unless otherwise indicated)

INFORMATION ON FINANCIAL POSITION AND RISK MANAGEMENT (Continued)**III. EXPLANATIONS ON INTEREST RATE RISK (Continued)****Average interest rates applied to financial instruments (%)**

Current Period 31.12.2021	EUR	USD	Other FC	TL
Assets				
Cash (Cash in TL, Cash in Foreign Currency, Cash in Transit, Cheques Purchased) and Balances with the Central Bank of Turkey	-	-	-	12.24
Banks and Receivables from Other Financial Institutions	0.01	0.26	-	16.67
Financial Assets at Fair Value Through Profit/ Loss	-	-	-	-
Interbank Money Market Placements	-	-	-	-
Financial Assets Measured at Fair Value through Other Comprehensive Income	-	-	-	-
Loans	3.00	3.09	-	15.96
Financial Assets Measured at Amortized	-	-	-	15.83
Liabilities				
Bank Deposits	(0.35)	-	-	17.20
Other Deposits	0.47	1.59	-	18.60
Interbank Money Market Received	-	-	-	-
Sundry Creditors	-	-	-	-
Marketable Securities Issued	-	-	-	-
Funds Borrowed from Other Financial Institutions	-	0.93	-	-
Prior Period 31.12.2020				
Assets				
Cash (Cash in TL, Cash in Foreign Currency, Cash in Transit, Cheques Purchased) and Balances with the Central Bank of Turkey	-	-	-	8.57
Banks and Receivables from Other Financial Institutions	0.06	0.20	-	10.45
Financial Assets at Fair Value Through Profit/ Loss	-	-	-	-
Interbank Money Market Placements	-	-	-	-
Financial Assets Measured at Fair Value through Other Comprehensive Income	-	-	-	-
Loans	3.00	3.40	-	11.61
Financial Assets Measured at Amortized	-	-	-	8.04
Liabilities				
Bank Deposits	(0.30)	-	-	-
Other Deposits	1.35	0.08	-	10.39
Interbank Money Market Received	-	-	-	-
Sundry Creditors	-	-	-	-
Marketable Securities Issued	-	-	-	-
Funds Borrowed from Other Financial Institutions	(0.27)	1.36	-	-

BANK OF CHINA TURKEY A.Ş.

NOTES TO UNCONSOLIDATED FINANCIAL STATEMENTS AS OF DECEMBER 31, 2021

(Amounts expressed in thousands of Turkish Lira (TL) unless otherwise indicated)

INFORMATION ON FINANCIAL POSITION AND RISK MANAGEMENT (Continued)

III. EXPLANATIONS ON INTEREST RATE RISK (Continued)

Nature of interest rate risk resulted from banking book

Interest rate risk arising from all interest-sensitive and off-balance sheet items is calculated. Interest rate risk arising from banking accounts is calculated monthly and reported to the BRSA.

In accordance with the regulation on measuring and evaluating the interest rate risk arising from banking accounts using the standard shock method, the economic value differences arising from fluctuations in interest rates are specified in the table below.

Current period			
Unit of Currency	Applicable Shock (+ /-) base point	Profit/ Loss	Profit / Equity Capital – Loss / Equity Capital
TL	500	(24,772)	(0.01427)
	(400)	21,158	0.01219
EURO	200	6,254	0.00360
	(200)	-	-
USD	200	-	-
	(200)	-	-
Total (For Positive Shock)		(18,518)	(0.01067)
Total (For Negative Shock)		21,158	0.01219

Prior Period			
Unit of Currency	Applicable Shock (+ /-) base point	Profit/ Loss	Profit / Equity Capital – Loss / Equity Capital
TL	500	(16,577)	(0.01052)
	(400)	14,450	0.00917
EURO	200	8,271	0.00525
	(200)	-	-
USD	200	-	-
	(200)	-	-
Total (For Positive Shock)		(8,306)	(0.00527)
Total (For Negative Shock)		14,450	0.00917

IV. EXPLANATIONS ON POSITION RISK OF EQUITY SECURITIES

1. Balance sheet values, fair value and market value comparison of equity investments

None (December 31, 2020: None).

2. Information on realized gains or losses on revaluation surplus, unrealized gains or losses and their included amounts in Tier 1 and 2 capital

None (December 31, 2020: None).

V. EXPLANATIONS ON LIQUIDITY RISK AND LIQUIDITY COVERAGE RATIO

The Bank established Liquidity Management Principles in order to monitor, audit and manage its liquidity position and liquidity requirement. Liquidity risk of the Bank is managed through taking potential funding sources, unexpected situation plans and legal limits into consideration within the framework of limits which are updated at least annually. It is aimed to carry out activities through ensuring a liquidity level which can provide to make payments at any time to sustain the trustable bank image of the Bank in the sector via taking risk/return balance of the Bank into consideration. Cash inflow and outflows in Turkish Lira and foreign currencies are tried to be kept under control continuously in liquidity risk management approach, long-term cash flow tables are formed and scenario analysis based on expectations and stress tests are performed to determine the resistance against the sudden crisis.

BANK OF CHINA TURKEY A.Ş.

NOTES TO UNCONSOLIDATED FINANCIAL STATEMENTS AS OF DECEMBER 31, 2021

(Amounts expressed in thousands of Turkish Lira (TL) unless otherwise indicated)

INFORMATION ON FINANCIAL POSITION AND RISK MANAGEMENT (Continued)

V. EXPLANATIONS ON LIQUIDITY RISK AND LIQUIDITY COVERAGE RATIO (Continued)

The Bank determines the liquidity risk appetite and strategy written under the Liquidity Risk Policy. In this context, the Bank controls maturity mismatch between assets and liabilities to be protected from liquidity risk and maintains liquid values in order to ensure the liquidity needs that can arise because of market fluctuations.

Presentation of assets and liabilities according to their remaining maturities:

Current Period 31.12.2021								
Assets	Demand	Up to 1 Month	1-3 Months	3-12 Months	1-5 Years	5 Years and Over	Unallocated	Total
Cash (Cash in TL, Cash in Foreign Currency, Cash in Transit, Cheques Purchased) and Balances with the Central Bank of Turkey	145,326	104,547	-	-	-	-	-	249,873
Banks	42,175	583,242	-	-	-	-	-	625,417
Financial Assets at Fair Value Through Profit or Loss	-	-	-	-	-	-	-	-
Interbank Money Market Placements	-	-	-	-	-	-	-	-
Financial Assets Measured at Fair Value through Other Comprehensive Income	-	-	-	-	-	-	-	-
Loans	-	88,787	19,080	102,856	443,998	-	-	654,721
Financial Assets Measured at Amortized Cost	-	142,741	136,113	765,687	-	-	-	1,044,541
Other Assets (*)	-	-	-	-	-	-	88,140	88,140
Total assets	187,501	919,317	155,193	868,543	443,998	-	88,140	2,662,692
Liabilities								
Bank Deposits	-	82,977	-	-	-	-	-	82,977
Other Deposits	13,841	271,089	-	-	-	-	-	284,930
Funds Borrowed from Other Financial Institutions	-	66,645	19,078	19,041	76,166	-	-	180,930
Interbank Money Market	-	-	-	-	-	-	-	-
Marketable Securities Issued	-	-	-	-	-	-	-	-
Other Liabilities (**)	-	-	-	-	-	-	2,113,855	2,113,855
Total Liabilities	13,841	420,711	19,078	19,041	76,166	-	2,113,855	2,662,692
Net Liquidity Gap	173,660	498,606	136,115	849,502	367,832	-	(2,025,715)	-
Net Off-Balance Sheet Position	-	(50,258)	-	(50,258)	(100,517)	-	-	(201,033)
Financial Derivative Assets	-	33,557	-	33,557	67,113	-	-	134,227
Financial Derivative Liabilities	-	83,815	-	83,815	167,630	-	-	335,260
Non-Cash Loans	-	49,516	55,734	1,365,933	599,803	1,258,124	22,630	3,351,740

(*) Certain assets on the balance sheet that are necessary for the banking operations but not convertible into cash in the short term such as tangible assets and prepaid expenses are included in this column.

(**) Shareholders' equity, provisions and unallocated part of sundry creditors are classified in other liabilities in unallocated column.

BANK OF CHINA TURKEY A.Ş.

**NOTES TO UNCONSOLIDATED FINANCIAL STATEMENTS
AS OF DECEMBER 31, 2021**

(Amounts expressed in thousands of Turkish Lira (TL) unless otherwise indicated)

INFORMATION ON FINANCIAL POSITION AND RISK MANAGEMENT (Continued)

V. EXPLANATIONS ON LIQUIDITY RISK AND LIQUIDITY COVERAGE RATIO (Continued)

Prior Period 31.12.2020								
Assets	Demand	Up to 1 Month	1-3 Months	3-12 Months	1-5 Years	5 Years and Over	Unallocate d	Total
Cash (Cash in TL, Cash in Foreign Currency, Cash in Transit, Cheques Purchased) and Balances with the Central Bank of Turkey	28,778	14,620	-	-	-	-	-	43,398
Banks	80,792	631,993	-	-	-	-	-	712,785
Financial Assets at Fair Value Through Profit or Loss	-	-	-	-	-	-	-	-
Interbank Money Market Placements	-	-	-	-	-	-	-	-
Financial Assets Measured at Fair Value through Other Comprehensive Income	-	-	-	-	-	-	-	-
Loans	-	55,154	207,139	61,246	266,181	-	-	589,720
Financial Assets Measured at Amortized Cost	-	-	372,546	241,757	-	-	-	614,303
Other Assets (*)	-	-	-	-	-	-	44,268	44,268
Total assets	109,570	701,767	579,685	303,003	266,181	-	44,268	2,004,474
Liabilities								
Bank Deposits	-	-	-	-	-	-	-	-
Other Deposits	52,728	151,461	-	-	-	-	-	204,189
Funds Borrowed from Other Financial Institutions	-	-	9	10,599	63,595	-	-	74,203
Interbank Money Market Marketable Securities Issued	-	-	-	-	-	-	-	-
Other Liabilities (**)	-	-	-	-	-	-	1,726,082	1,726,082
Total Liabilities	52,728	151,461	9	10,599	63,595	-	1,726,082	2,004,474
Net Liquidity Gap	56,842	550,306	579,676	292,404	202,586	-	(1,681,814)	-
Net Off-Balance Sheet Position	-	(17,090)	-	(17,090)	(68,360)	-	-	(102,540)
Financial Derivative Assets	-	33,557	-	33,557	134,226	-	-	201,340
Financial Derivative Liabilities	-	50,647	-	50,647	202,586	-	-	303,880
Non-Cash Loans	13,675	-	111,291	463,981	272,471	664,471	-	1,525,889

(*) Certain assets on the balance sheet that are necessary for the banking operations but not convertible into cash in the short term such as tangible assets and prepaid expenses are included in this column.

(**) Shareholders' equity, provisions and unallocated part of sundry creditors classified in other liabilities in unallocated column.

BANK OF CHINA TURKEY A.Ş.

NOTES TO UNCONSOLIDATED FINANCIAL STATEMENTS AS OF DECEMBER 31, 2021

(Amounts expressed in thousands of Turkish Lira (TL) unless otherwise indicated)

INFORMATION ON FINANCIAL POSITION AND RISK MANAGEMENT (Continued)

V. EXPLANATIONS ON LIQUIDITY RISK AND LIQUIDITY COVERAGE RATIO (Continued)

Liquidity coverage ratio:

The liquidity coverage ratio is calculated by dividing the high-quality liquid assets to the Bank's net cash outflows in the next 30 days' period. Important balance sheet items that determine the ratio are required reserves held by the CBRT, corporate deposits and receivables from banks. These items have higher impact on the liquidity coverage ratio than the other items due to high share of liquid assets and net cash outflows, higher rate of consideration and variability.

Current Period 31.12.2021		Total Unweighted Value (Average)(*)		Total Weighted Value (Average)(*)	
High-Quality Liquid Assets		TL+FC	FC	TL+FC	FC
1	Total high-quality liquid assets (HQLA)			1,047,117	233,181
Cash Outflows					
2	Retail deposits and deposits from small business customers, of which:	-	-	-	-
3	Stable deposits	-	-	-	-
4	Less stable deposits	-	-	-	-
5	Unsecured wholesale funding, of which:	523,383	361,484	218,502	151,133
6	Operational deposits	-	-	-	-
7	Non-operational deposits	508,135	350,585	203,254	140,234
8	Unsecured funding	15,248	10,899	15,248	10,899
9	Secured wholesale funding	-	-	-	-
10	Other cash outflows of which:	-	-	-	-
11	Outflows related to derivative exposures and other collateral requirements	43,614	24,590	43,614	24,590
12	Outflows related to restructured financial instruments	-	-	-	-
13	Payment commitments and other off-balance sheet commitments granted for debts to financial markets	-	-	-	-
14	Other revocable off-balance sheet commitments and contractual obligations	-	-	-	-
15	Other irrevocable or conditionally revocable off-balance sheet obligations	76,022	76,022	27,062	27,062
16	Total Cash Outflows			289,178	202,785
Cash Inflows					
17	Secured receivables	-	-	-	-
18	Unsecured receivables	898,234	229,904	898,234	229,904
19	Other cash inflows	6,49	-	6,49	-
20	Total Cash Inflows	898,883	229,904	898,883	229,904
21	Total HQLA			1,047,117	233,181
22	Total Net Cash Outflows			72,294	50,696
23	Liquidity Coverage Ratio (%)			1.704	443

(*) The arithmetic average of the last three months weekly-unconsolidated Liquidity Coverage Ratios are used.

BANK OF CHINA TURKEY A.Ş.

**NOTES TO UNCONSOLIDATED FINANCIAL STATEMENTS
AS OF DECEMBER 31, 2021**

(Amounts expressed in thousands of Turkish Lira (TL) unless otherwise indicated)

INFORMATION ON FINANCIAL POSITION AND RISK MANAGEMENT (Continued)

V. EXPLANATIONS ON LIQUIDITY RISK AND LIQUIDITY COVERAGE RATIO (Continued)

Liquidity coverage ratio:

Prior Period 31.12.2020		Total Unweighted Value (Average)(*)		Total Weighted Value (Average)(*)	
High-Quality Liquid Assets		TL+FC	FC	TL+FC	FC
1	Total high-quality liquid assets (HQLA)			616,299	74,940
Cash Outflows					
2	Retail deposits and deposits from small business customers, of which:	-	-	-	-
3	Stable deposits	-	-	-	-
4	Less stable deposits	-	-	-	-
5	Unsecured wholesale funding, of which:	239,742	98,151	99,801	39,580
6	Operational deposits	-	-	-	-
7	Non-operational deposits	233,235	97,618	93,294	39,047
8	Unsecured funding	6,507	533	6,507	533
9	Secured wholesale funding	-	-	-	-
10	Other cash outflows of which:	-	-	-	-
11	Outflows related to derivative exposures and other collateral requirements	7,968	7,968	7,968	7,968
12	Outflows related to restructured financial instruments	-	-	-	-
13	Payment commitments and other off-balance sheet commitments granted for debts to financial markets	-	-	-	-
14	Other revocable off-balance sheet commitments and contractual obligations	-	-	-	-
15	Other irrevocable or conditionally revocable off-balance sheet obligations	-	-	-	-
16	Total Cash Outflows			107,769	47,548
Cash Inflows					
17	Secured receivables	-	-	-	-
18	Unsecured receivables	762,488	77,477	762,488	77,477
19	Other cash inflows	-	-	-	-
20	Total Cash Inflows	762,488	77,477	762,488	77,477
				Values applied upper limit	
21	Total HQLA			616,299	74,940
22	Total Net Cash Outflows			40,011	33,892
23	Liquidity Coverage Ratio (%)			1.844	358

(*) The arithmetic average of the last three months weekly-unconsolidated Liquidity Coverage Ratios are used.

BANK OF CHINA TURKEY A.Ş.

NOTES TO UNCONSOLIDATED FINANCIAL STATEMENTS AS OF DECEMBER 31, 2021

(Amounts expressed in thousands of Turkish Lira (TL) unless otherwise indicated)

INFORMATION ON FINANCIAL POSITION AND RISK MANAGEMENT (Continued)

V. EXPLANATIONS ON LIQUIDITY RISK AND LIQUIDITY COVERAGE RATIO (Continued)

Liquidity coverage ratios are calculated on a weekly and monthly basis as of January 1, 2015 in accordance with the "Regulation on Calculation of the Liquidity Coverage Ratio of Banks" published in the Official Gazette No. 28948 dated March 21, 2014 and are subject to legal reporting. Liquidity coverage ratio must be at least 80% for foreign currency assets and liabilities for 2020, and at least 100% for total assets and liabilities. The dates and values of the lowest and highest foreign currency and total unconsolidated liquidity coverage ratios calculated weekly for the last three months are explained in the table below:

Current Period 31.12.2021						
	Highest	Date	Lowest	Date	Average	
TL+FC	3,016	1 October 2021	895	5 November 2021	1,704	
FC	1,189	9 October 2021	100	24 December 2021	443	
Prior Period 31.12.2020						
	Highest	Date	Lowest	Date	Average	
TL+FC	3,340	27 November 2020	869	6 November 2020	1,844	
FC	834	18 December 2020	87	30 October 2020	358	

VI. EXPLANATIONS ON LEVERAGE RATIO

The leverage ratio calculated by the Bank in accordance with the "Regulation on Measurement and Evaluation of Leverage Level of Banks" is 29.79% (December 31, 2020: 43.05%). This rate is above the minimum rate, and the regulation stipulated the minimum leverage rate as 3%.

The table of leverage ratio calculated in accordance with the Regulation on Assessment and Calculation of Banks' Leverage ratio published in the Official Gazette numbered 28812 and dated November 5, 2013 shown below.

	Current Period 31.12.2021 (*)	Prior Period 31.12.2020 (*)
1 Balance sheet items (excluding derivative financial instruments and credit derivatives but including collaterals)	2,820,395	2,052,862
2 (Assets deducted in determining Tier 1 capital)	55,704	32,314
3 Total balance sheet risks (sum of lines 1 and 2)	2,764,691	2,020,548
Derivative financial instruments and credit derivatives		
4 Replacement cost associated with all derivative financial instruments and credit derivatives	-	-
5 Potential credit risk associated with all derivative financial instruments and credit derivatives	6,711	10,067
6 Total risks of derivative financial instruments and credit derivatives (sum of lines 4 to 5)	6,711	10,067
Securities or commodity financing transactions (SCFT)		
7 Risks from SCFT assets (except for on-balance sheet)	-	-
8 Risks from brokerage activities related exposures	-	-
9 Total risks related with securities or commodity financing transactions (sum of lines 7 to 8)	-	-
Off-balance sheet transactions		
10 Gross notional amounts of off-balance sheet transactions	3,018,478	1,574,375
11 (Adjustments for conversion to credit equivalent amounts)	-	-
12 Total risks of off-balance sheet items (sum of lines 10 and 11)	3,018,478	1,574,375
Capital and total risks		
13 Tier 1 capital	1,702,198	1,548,767
14 Total risks (sum of lines 3, 6, 9 and 12)	5,789,880	3,604,990
15 Leverage ratio	29.79	43.05

(*) Represents yearly weighted average amounts.

BANK OF CHINA TURKEY A.Ş.

NOTES TO UNCONSOLIDATED FINANCIAL STATEMENTS AS OF DECEMBER 31, 2021

(Amounts expressed in thousands of Turkish Lira (TL) unless otherwise indicated)

INFORMATION ON FINANCIAL POSITION AND RISK MANAGEMENT (Continued)

VII. EXPLANATIONS ON SECURITIZATION POSITIONS

None.

VIII. EXPLANATIONS ON RISK MANAGEMENT

Footnotes and related explanations are given in the section prepared based on “Communiqué on Public Disclosures Regarding to Banks Risk Management” published in Official Gazette No. 29511 at October 23, 2015 and became effective as of December 31, 2016. Based on this communique, the tables, which are to be prepared according to Internal rating-based (IRB) approach must be presented, are not presented because standard approach is used in calculation of the Bank’s capital adequacy.

1. Explanations on Risk Management and Risk Weighted Assets

1.1. Bank’s Risk Management Approach

Risk management covers the processes of measuring and monitoring risks, controlling and reporting risks within certain limits. These activities are carried out by Risk Management by reporting directly to the Internal Systems Officer. The Risk Management function is independent from the executive units and fulfils its responsibilities to the Board of Directors through the Audit Committee and the Risk Committee. Risk Control Committee has been established to act as senior management level sub committee for risk management.

Policies and procedures related to each of the quantifiable risks such as General Risk Policy, Market Risk, Liquidity Risk, Operational Risk have been formed in order to identify, measure and control the risks that the Bank may be exposed to due to its activities and approved by the Board of Directors and entered into force. Furthermore, the Bank has also Reputational Risk Policy.

Credit and operational risk constitute the main risk factors in terms of the types of risks that the Bank is exposed to.

For these risks, written limits, early warning thresholds and risk appetite indicators were determined at the General Risk Limit Policy and approved by the Board of Directors.

The Internal Capital Adequacy Assessment Procedure for the determination of the internal capital requirements of the Bank and evaluating its adequacy was approved by the Board of Directors.

Risk appetite and limits are reviewed regularly by the Internal Systems Officer, Risk Management Director, Risk Committee and the Bank’s top management in a manner not to exceed the legal limits stated in the legislation and if deemed necessary, re-determined with the approval of the Board of Directors.

Risks are measured using methods that comply with international and local regulations, the Bank’s policies and procedures suitable for the Bank’s structure, stress tests and scenario analyses are conducted and reported regularly to the senior management, Risk Committee and the Board of Directors. Risk measurements are included in the Bank’s decision-making processes.

The risk reports prepared for assessing the risks of the Bank’s are regularly shared with the Board of Directors and senior management. Within the scope of the reports; information on compliance with the limits and risk appetite indicators defined on the basis of each type of risk, results related to capital adequacy and results of stress tests are given.

BANK OF CHINA TURKEY A.Ş.

**NOTES TO UNCONSOLIDATED FINANCIAL STATEMENTS
AS OF DECEMBER 31, 2021**

(Amounts expressed in thousands of Turkish Lira (TL) unless otherwise indicated)

INFORMATION ON FINANCIAL POSITION AND RISK MANAGEMENT (Continued)

VIII. EXPLANATIONS ON RISK MANAGEMENT (Continued)

1. Explanations on Risk Management and Risk Weighted Assets (Continued)

1.2. Overview of Risk Weighted Amounts

		Risk Weighted Amounts		Minimum Capital Liability	
		Current Period 31.12.2021	Prior Period 31.12.2020	Current Period 31.12.2021	Prior Period 31.12.2020
1	Credit risk (excluding counterparty credit risk) (CCR)	4,323,981	1,974,383	345,918	157,951
2	Standardized approach (SA)	4,323,981	1,974,383	345,918	157,951
3	Internal rating-based (IRB) approach	-	-	-	-
4	Counterparty credit risk	2,847	6,922	228	554
5	Standardized approach for counterparty credit risk (SACCR)	2,847	6,922	228	554
6	Internal Model method (IMM)	-	-	-	-
7	Basic risk weight approach to internal modals equity position in the banking account	-	-	-	-
8	Investments made in collective investment companies –look– through approach	-	-	-	-
9	Investments made in collective investment companies –mandate-based approach	-	-	-	-
10	Investments made in collective investment companies -%1250 weighted risk approach	-	-	-	-
11	Settlement risk	-	-	-	-
12	Securitization positions in banking accounts	-	-	-	-
13	IRB ratings-based approach (RBA)	-	-	-	-
14	IRB supervisory formula approach (SFA)	-	-	-	-
15	SA/simplified supervisory Formula Approach (SSFA)	-	-	-	-
16	Market risk	54,994	34,533	4,400	2,763
17	Standardized approach (SA)	54,994	34,533	4,400	2,763
18	Internal model approaches (IMM)	-	-	-	-
19	Operational risk	461,699	497,260	36,936	39,781
20	Basic indicator approach	461,699	497,260	36,936	39,781
21	Standard approach	-	-	-	-
22	Advanced measurement approach	-	-	-	-
23	The amount of the discount threshold under the equity (subject to a 250% risk weight)	-	-	-	-
24	Floor Adjustments	-	-	-	-
25	Total (1+4+7+8+9+10+11+12+16+19+23+24)	4,843,521	2,513,098	387,482	201,049

BANK OF CHINA TURKEY A.Ş.

NOTES TO UNCONSOLIDATED FINANCIAL STATEMENTS AS OF DECEMBER 31, 2021

(Amounts expressed in thousands of Turkish Lira (TL) unless otherwise indicated)

INFORMATION ON FINANCIAL POSITION AND RISK MANAGEMENT (Continued)

VIII. EXPLANATIONS ON RISK MANAGEMENT (Continued)

2. Linkages between financial statements and risk amounts

2.1. Differences and matching between asset and liabilities' carrying values in financial statements and risk amounts in capital adequacy calculation

Current period 31.12.2021	Carrying values of items in accordance with TAS				Not subject to capital requirements or subject to deduction from capital
	Valued amount according to TAS within legal consolidation	Subject to credit risk	Subject to counterparty credit risk	Subject to market risk	
Assets					
Cash and balances with the Central Bank	249,873	249,873	-	-	-
Trading Financial Assets	-	-	-	-	-
Financial Assets at Fair Value Through Profit or Loss	-	-	-	-	-
Banks	625,417	625,417	-	-	-
Money Market Placements	-	-	-	-	-
Financial Assets Measured at Fair Value through Other Comprehensive Income (FVOCI)	-	-	-	-	-
Loans and Receivables	654,721	654,721	-	-	-
Factoring Receivables	-	-	-	-	-
Held-to-maturity investments (net)	1,044,541	1,044,541	-	-	-
Investment in Associates (net)	-	-	-	-	-
Investment in Subsidiaries (net)	-	-	-	-	-
Investment in Joint ventures (net)	-	-	-	-	-
Lease Receivables	-	-	-	-	-
Derivative Financial Assets Held For Hedging	-	-	-	-	-
Property And Equipment (net)	12,593	11,404	-	-	1,189
Intangible Assets (net)	2,043	-	-	-	2,043
Investment Property (net)	-	-	-	-	-
Tax Asset	61,264	-	-	-	61,264
Assets Held For Resale And Related To Discontinued Operations (net)	-	-	-	-	-
Other Assets	12,240	12,221	-	-	19
Total assets	2,662,692	2,598,177	-	-	64,515
Liabilities					
Deposits	367,907	-	-	-	-
Derivative Financial Liabilities Held Trading	-	-	-	-	-
Funds Borrowed	180,930	-	-	-	-
Money Markets	-	-	-	-	-
Marketable Securities Issued	-	-	-	-	-
Funds	-	-	-	-	-
Miscellaneous Payables	-	-	-	-	-
Other Liabilities	18,129	-	-	-	-
Factoring Payables	-	-	-	-	-
Lease Payables	30,001	-	-	-	-
Derivative Financial Liabilities Held For Hedging	199,564	-	-	-	-
Provisions	40,051	-	-	-	-
Tax Liability	54,507	-	-	-	-
Liabilities For Property And Equipment Held For Sale And Related To Discontinued Operations (net)	-	-	-	-	-
Subordinated Loans	-	-	-	-	-
Shareholder's Equity	1,771,603	-	-	-	-
Total liabilities	2,662,692	-	-	-	-

BANK OF CHINA TURKEY A.Ş.

NOTES TO UNCONSOLIDATED FINANCIAL STATEMENTS AS OF DECEMBER 31, 2021

(Amounts expressed in thousands of Turkish Lira (TL) unless otherwise indicated)

INFORMATION ON FINANCIAL POSITION AND RISK MANAGEMENT (Continued)

VIII. EXPLANATIONS ON RISK MANAGEMENT (Continued)

2. Linkages between financial statements and risk amounts (Continued)

2.1. Differences and matching between asset and liabilities' carrying values in financial statements and risk amounts in capital adequacy calculation (Continued)

Current period 31.12.2020	Carrying values of items in accordance with TAS				Not subject to capital requirements or subject to deduction from capital
	Valued amount according to TAS within legal consolidation	Subject to credit risk	Subject to counterparty credit risk	Subject to market risk	
Assets					
Cash and balances with the Central Bank	43,398	43,398	-	-	-
Trading Financial Assets	-	-	-	-	-
Financial Assets at Fair Value Through Profit or Loss	-	-	-	-	-
Banks	712,785	712,785	-	-	-
Money Market Placements	-	-	-	-	-
Financial Assets Measured at Fair Value through Other Comprehensive Income (FVOCI)	-	-	-	-	-
Loans and Receivables	589,720	589,720	-	-	-
Factoring Receivables	-	-	-	-	-
Held-to-maturity investments (net)	614,303	614,303	-	-	-
Investment in Associates (net)	-	-	-	-	-
Investment in Subsidiaries (net)	-	-	-	-	-
Investment in Joint ventures (net)	-	-	-	-	-
Lease Receivables	-	-	-	-	-
Derivative Financial Assets Held For Hedging	-	-	-	-	-
Property And Equipment (net)	16,186	14,727	-	-	1,459
Intangible Assets (net)	2,680	-	-	-	2,680
Investment Property (net)	-	-	-	-	-
Tax Asset	24,184	-	-	-	24,184
Assets Held For Resale And Related To Discontinued Operations (net)	-	-	-	-	-
Other Assets	1,218	1,218	-	-	-
Total assets	2,004,474	1,976,151	-	-	28,323
Liabilities					
Deposits	204,189	-	-	-	-
Derivative Financial Liabilities Held Trading	-	-	-	-	-
Funds Borrowed	74,203	-	-	-	-
Money Markets	-	-	-	-	-
Marketable Securities Issued	-	-	-	-	-
Funds	-	-	-	-	-
Miscellaneous Payables	-	-	-	-	-
Other Liabilities	10,980	-	-	-	-
Factoring Payables	-	-	-	-	-
Lease Payables	20,010	-	-	-	-
Derivative Financial Liabilities Held For Hedging	79,019	-	-	-	-
Provisions	12,974	-	-	-	-
Tax Liability	11,487	-	-	-	-
Liabilities For Property And Equipment Held For Sale And Related To Discontinued Operations (net)	-	-	-	-	-
Subordinated Loans	-	-	-	-	-
Shareholder's Equity	1,591,612	-	-	-	-
Total liabilities	2,004,474	-	-	-	-

BANK OF CHINA TURKEY A.Ş.

**NOTES TO UNCONSOLIDATED FINANCIAL STATEMENTS
AS OF DECEMBER 31, 2021**

(Amounts expressed in thousands of Turkish Lira (TL) unless otherwise indicated)

INFORMATION ON FINANCIAL POSITION AND RISK MANAGEMENT (Continued)

VIII. EXPLANATIONS ON RISK MANAGEMENT (Continued)

2. Linkages between financial statements and risk amounts (Continued)

2.2. Main sources of differences between regulatory exposure amounts and carrying values in financial statements

Current period 31.12.2021		Total	Subject To Credit Risk	Subject to the Securitisation	Subject to Counterparty Credit Risk(*)	Subject To Market Risk (*)
1	Asset carrying value amount under scope of regulatory consolidation	2,673,441	2,666,730	-	6,711	-
2	Liabilities carrying value amount under regulatory scope of consolidation	-	-	-	-	-
3	Total net amount under regulatory scope of consolidation	2,673,441	2,666,730	-	6,711	-
4	Off-Balance Sheet Amounts	3,351,740	3,351,740	-	-	-
5	Differences in valuations	-	-	-	-	-
6	Differences due to different netting rules, other than those already included in row 2	-	-	-	-	-
7	Differences due to consideration of provisions	-	-	-	-	-
8	Differences Resulted from the BRSA's Applications	-	-	-	-	-
9	Differences due to risk reduction	-	-	-	-	-
10	Risk Amounts	6,025,181	6,018,470	-	6,711	-

Prior Period 31.12.2020		Total	Subject To Credit Risk	Subject to the Securitisation	Subject to Counterparty Credit Risk(*)	Subject To Market Risk (*)
1	Asset carrying value amount under scope of regulatory consolidation	1,991,159	1,981,092	-	10,067	-
2	Liabilities carrying value amount under regulatory scope of consolidation	-	-	-	-	-
3	Total net amount under regulatory scope of consolidation	1,991,159	1,981,092	-	10,067	-
4	Off-Balance Sheet Amounts	1,525,889	1,525,889	-	-	-
5	Differences in valuations	-	-	-	-	-
6	Differences due to different netting rules, other than those already included in row 2	-	-	-	-	-
7	Differences due to consideration of provisions	-	-	-	-	-
8	Differences Resulted from the BRSA's Applications	-	-	-	-	-
9	Differences due to risk reduction	-	-	-	-	-
10	Risk Amounts	3,517,048	3,506,981	-	10,067	-

(*) Potential risk arising from derivative transactions

2.3. Disclosures on Differences between Amounts valued in accordance with TAS and Risk Exposure

The differences between the risk amounts and revalued assets in the financial statements arises from tangible and intangible assets those are subject to deduction from capital and the off-balance sheet items which are subject to different credit conversion rates, and the derivative transactions followed in banking accounts.

BANK OF CHINA TURKEY A.Ş.

NOTES TO UNCONSOLIDATED FINANCIAL STATEMENTS AS OF DECEMBER 31, 2021

(Amounts expressed in thousands of Turkish Lira (TL) unless otherwise indicated)

INFORMATION ON FINANCIAL POSITION AND RISK MANAGEMENT (Continued)

VIII. EXPLANATIONS ON RISK MANAGEMENT (Continued)

3. Credit quality of assets

	Gross carrying values of as per TAS		Allowances/ impairments	Net values
	Defaulted exposures	Non- defaulted exposures		
Current Period 31.12.2021				
1 Loans	-	654,721	-	654,721
2 Debt Securities	-	-	-	-
3 Off-balance sheet exposures	-	3,351,739	-	3,351,739
4 Total	-	4,006,460	-	4,006,460

	Gross carrying values of as per TAS		Allowances/ impairments	Net values
	Defaulted exposures	Non- defaulted exposures		
Prior Period 31.12.2020				
1 Loans	-	589,720	-	589,720
2 Debt Securities	-	-	-	-
3 Off-balance sheet exposures	-	1,525,889	-	1,525,889
4 Total	-	2,115,609	-	2,115,609

4. Changes in stock of defaulted loans and debt securities

The Bank does not have any default receivables or borrowing instruments.

5. Additional disclosures related to credit quality of assets

a. Scope and descriptions of “overdue” receivables and “provisioned” receivables which are used for accounting and differences between descriptions of “overdue” and “provisioned” if available

The Bank has no overdue receivables.

b. Part of overdue receivables (more than 90 days) which are not evaluated as “provisioned” and reasons for this application

The Bank has no overdue receivables.

c. Descriptions of methods used while determining provision amounts

The general provision amount is specified in accordance with the rules stated in the “Regulation on the Principles and Procedures for the Determination of the Qualifications of Loans and Other Receivables and the Provisions to be Reserved for the Banks”.

d. Descriptions of restructured receivables

The Bank has no restructured receivables.

BANK OF CHINA TURKEY A.Ş.

NOTES TO UNCONSOLIDATED FINANCIAL STATEMENTS AS OF DECEMBER 31, 2021

(Amounts expressed in thousands of Turkish Lira (TL) unless otherwise indicated)

INFORMATION ON FINANCIAL POSITION AND RISK MANAGEMENT (Continued)

VIII. EXPLANATIONS ON RISK MANAGEMENT (Continued)

5. Additional disclosures related to credit quality of assets (Continued)

e. Breakdown of receivables according to geographical regions, sector and residual maturity

Separation of receivables according to geographical area (cash and non-cash loans and follow-up receivables):

Current year		TL	%	FC	%
1	Domestic	200,201	44.91%	3,418,125	96.00%
2	European Union Countries	-	-	-	-
3	OECD Countries *	245,594	55.09%	142,541	4.00%
4	Off-shore Banking Regions	-	-	-	-
5	USA, Canada	-	-	-	-
6	Other Countries	-	-	-	-
7	Associates, Subsidiaries and Jointly Controlled Entities	-	-	-	-
8	Unallocated Assets / Liabilities	-	-	-	-
9	Total	445,795	100%	3,560,666	100%
(*) Including OECD countries except EU countries, USA and Canada.					
Prior year		TL	%	FC	%
1	Domestic	207,120	45.75%	1,502,891	90.38%
2	European Union Countries	-	-	-	-
3	OECD Countries *	245,594	54.25%	160,004	9.62%
4	Off-shore Banking Regions	-	-	-	-
5	USA, Canada	-	-	-	-
6	Other Countries	-	-	-	-
7	Associates, Subsidiaries and Jointly Controlled Entities	-	-	-	-
8	Unallocated Assets / Liabilities	-	-	-	-
9	Total	452,714	100%	1,662,895	100%
(*) Including OECD countries except EU countries, USA and Canada.					

Breakdown of receivables by sector (Cash and non-cash loans and follow-up receivables):

Current period		TL	%	FC	%
1	Agriculture	-	-	-	-
2	Farming and Stockbreeding	-	-	-	-
3	Forestry	-	-	-	-
4	Fishery	-	-	-	-
5	Manufacturing	200,201	30.99%	704,251	16.51%
6	Mining and Quarrying	-	-	-	-
7	Production	-	-	104,446	2.93%
8	Electricity, Gas and Water	200,201	44.91%	599,805	16.85%
9	Construction	-	-	1,153,678	32.40%
10	Services	245,594	55.09%	1,702,737	47.82%
11	Wholesale and Retail Trade	-	-	-	-
12	Accommodation and Dining	-	-	-	-
13	Transportation and Telecom	-	-	454,520	12.77%
14	Financial Institutions	245,594	55.09%	1,248,217	35.06%
15	Real Estate and Rental Services	-	-	-	-
16	Professional Services	-	-	-	-
17	Educational Services	-	-	-	-
18	Health and Social Services	-	-	-	-
19	Other	-	-	-	-
20	Total	445,795	100%	3,560,666	100%
Prior period		TL	%	FC	%
1	Agriculture	-	-	-	-
2	Farming and Stockbreeding	-	-	-	-
3	Forestry	-	-	-	-
4	Fishery	-	-	-	-
5	Manufacturing	207,120	45.75%	-	-
6	Mining and Quarrying	-	-	-	-
7	Production	-	-	-	-
8	Electricity, Gas and Water	207,120	45.75%	-	-
9	Construction	-	-	664,471	39.96%
10	Services	245,594	54.25%	998,424	60.04%
11	Wholesale and Retail Trade	-	-	-	-
12	Accommodation and Dining	-	-	-	-
13	Transportation and Telecom	-	-	382,600	23.01%
14	Financial Institutions	245,594	54.25%	615,824	37.03%
15	Real Estate and Rental Services	-	-	-	-
16	Professional Services	-	-	-	-
17	Educational Services	-	-	-	-
18	Health and Social Services	-	-	-	-
19	Other	-	-	-	-
20	Total	452,714	100%	1,662,895	100%

BANK OF CHINA TURKEY A.Ş.

NOTES TO UNCONSOLIDATED FINANCIAL STATEMENTS AS OF DECEMBER 31, 2021

(Amounts expressed in thousands of Turkish Lira (TL) unless otherwise indicated)

INFORMATION ON FINANCIAL POSITION AND RISK MANAGEMENT (Continued)

VIII. EXPLANATIONS ON RISK MANAGEMENT (Continued)

5. Additional disclosures related to credit quality of assets (Continued)

Breakdown of Receivables by Remaining Maturity (Cash, Non-Cash and Non-Performing Loans)

Current period	1 Month	1-3 Month	3-12 Month	1-5 Year	5 Years and Over	Undistributable	Total
Cash and Non-cash Loans	138,303	74,814	1,468,789	1,043,801	1,258,123	22,630	4,006,460

Prior period	1 Month	1-3 Month	3-12 Month	1-5 Year	5 Years and Over	Undistributable	Total
Cash and Non-cash Loans	55,154	318,430	525,227	538,652	664,471	13,675	2,115,609

f. Amounts of receivables provisioned based on geographical regions and sector and amount written-off from assets through related provisions

There is no amount written-off from assets through related provisions.

g. Aging analysis for overdue receivables

The Bank has no overdue receivables.

h. Breakdown of restructured receivables based on being provisioned or not

There is no amount written-off from assets through related provisions.

6. Credit Risk Mitigation

6.1. Qualitative disclosure on credit risk mitigation techniques

During the lending process, the Bank considers the cash flow of the activity or investment that is subject to credit as the primary source of reimbursement.

Calculation of the collateral amount is based on margins determined by market and currency risk.

If the loan is established with a guarantee condition, the collaterals must be entered into the banking system.

The credit risk that the Bank is exposed to and the credit risk mitigation techniques used to mitigate this risk are taken into account in accordance with the standards specified in the legislation in the event that there is a collateral for the loan.

There are no netting-off on-balance sheet and off-balance sheet items within the Bank.

6.2. Credit risk mitigation techniques

	Exposures unsecured: carrying amount per TAS	Exposures secured by collateral	Collateralized amount of exposures secured by collateral	Exposures secured by financial guarantees	Collateralized amount of exposures secured by financial guarantees	Exposures secured by credit derivatives	Collateralized amount of exposures secured by credit derivatives
Current Period 31.12.2021							
1 Loans	654,721	-	-	-	-	-	-
2 Debt securities	-	-	-	-	-	-	-
3 Total	654,721	-	-	-	-	-	-
4 Of which defaulted	-	-	-	-	-	-	-

	Exposures unsecured: carrying amount per TAS	Exposures secured by collateral	Collateralized amount of exposures secured by collateral	Exposures secured by financial guarantees	Collateralized amount of exposures secured by financial guarantees	Exposures secured by credit derivatives	Collateralized amount of exposures secured by credit derivatives
Prior Period 31.12.2020							
1 Loans	589,720	-	-	-	-	-	-
2 Debt securities	-	-	-	-	-	-	-
3 Total	589,720	-	-	-	-	-	-
4 Of which defaulted	-	-	-	-	-	-	-

BANK OF CHINA TURKEY A.Ş.

NOTES TO UNCONSOLIDATED FINANCIAL STATEMENTS AS OF DECEMBER 31, 2021

(Amounts expressed in thousands of Turkish Lira (TL) unless otherwise indicated)

INFORMATION ON FINANCIAL POSITION AND RISK MANAGEMENT (Continued)

VIII. EXPLANATIONS ON RISK MANAGEMENT (Continued)

7. Credit Risk if the Standard Approach is used

Bank of China Turkey uses external ratings provided by Fitch Ratings when calculating the credit risk by the standard method. Within this scope, the Bank's risk weights in the Receivables from Central Governments or Central Banks risk class are determined by taking into consideration the matching table provided by Fitch Ratings and determined by the BRSA for the said CRA.

Credit Quality Stage	Long Term Credit Ratings	
	Fitch Ratings	Receivables from Central Government and Central Banks Risk Weight (%)
1	AAA and AA-	0
2	A+ and A-	20
3	BBB+ and BBB-	50
4	BB+ and BB-	100
5	B+ and B-	100
6	CCC+ and below	150

7.1. Standardised approach – Credit risk exposure and credit risk mitigation (CRM) effects

The institutions which are members of Turkey Wealth Fund (TWF) are classified under Sovereign Asset Class according to regulation as of 2021 year-end.

Current Period 31.12.2021	Asset classes	Exposures before CCF and CRM		Exposures post-CCF and CRM		RWA and RWA density	
		On-balance sheet amount	Off-balance sheet amount	On-balance sheet amount	Off-balance sheet amount	RWA	RWA density
1	Exposures to central governments or central Banks	1,697,590	301,734	1,697,590	301,734	891,277	53%
2	Exposures to regional governments or local Authorities	-	-	-	-	-	-
3	Receivables from administrative units and non-commercial enterprises	-	-	-	-	-	-
4	Exposures to multilateral development banks	-	-	-	-	-	-
5	Receivables from international organizations	-	-	-	-	-	-
6	Exposures to institutions	628,286	1,198,788	628,286	1,004,721	1,233,921	76%
7	Exposures to corporates	325,468	1,857,929	325,468	1,857,929	2,183,397	100%
8	Retail exposures	-	-	-	-	-	-
9	Exposures secured by residential property	-	-	-	-	-	-
10	Exposures secured by commercial real estate	-	-	-	-	-	-
11	Past-due loans	-	-	-	-	-	-
12	Higher-risk categories by the Agency Board	-	-	-	-	-	-
13	Mortgage-backed securities	-	-	-	-	-	-
14	Short-term receivables from banks and intermediary institutions and short-term corporate receivables	-	-	-	-	-	-
15	Investments in the nature of collective investment enterprise	-	-	-	-	-	-
16	Other receivables	15,386	-	15,386	-	15,386	100%
17	Equity Investment	-	-	-	-	-	-
18	Total	2,666,730	3,358,451	2,666,730	3,164,384	4,323,981	74%

BANK OF CHINA TURKEY A.Ş.

NOTES TO UNCONSOLIDATED FINANCIAL STATEMENTS AS OF DECEMBER 31, 2021

(Amounts expressed in thousands of Turkish Lira (TL) unless otherwise indicated)

INFORMATION ON FINANCIAL POSITION AND RISK MANAGEMENT (Continued)

VIII. EXPLANATIONS ON RISK MANAGEMENT (Continued)

Previous Period 31.12.2020		Exposures before CCF and CRM		Exposures post-CCF and CRM		RWA and RWA density	
Asset classes		On-balance sheet amount	Off-balance sheet amount	On-balance sheet amount	Off-balance sheet amount	RWA	RWA density
1	Exposures to central governments or central Banks	1,181,814	182,328	1,181,814	182,328	528,017	45%
2	Exposures to regional governments or local Authorities	-	-	-	-	-	-
3	Receivables from administrative units and non-commercial enterprises	-	-	-	-	-	-
4	Exposures to multilateral development banks	-	-	-	-	-	-
5	Receivables from international organizations	-	-	-	-	-	-
6	Exposures to institutions	508,639	679,090	508,639	476,291	481,189	49%
7	Exposures to corporates	284,073	664,471	284,073	664,471	948,544	100%
8	Retail exposures	-	-	-	-	-	-
9	Exposures secured by residential property	-	-	-	-	-	-
10	Exposures secured by commercial real estate	-	-	-	-	-	-
11	Past-due loans	-	-	-	-	-	-
12	Higher-risk categories by the Agency Board	-	-	-	-	-	-
13	Mortgage-backed securities	-	-	-	-	-	-
14	Short-term receivables from banks and intermediary institutions and short-term corporate receivables	-	-	-	-	-	-
15	Investments in the nature of collective investment enterprise	-	-	-	-	-	-
16	Other receivables	16,633	-	16,633	-	16,633	100%
17	Equity Investment	-	-	-	-	-	-
18	Total	1,991,159	1,525,889	1,991,159	1,323,090	1,974,383	60%

7.2. Standardised approach – exposures by asset classes and risk weights

Current Period 31.12.2021												Total credit risk exposure amount (after CCF and CRM)
Asset classes/ Risk weight	0%	10%	20%	35%	50%	75%	100%	150%	200%	Others		
1	Exposures to central governments or central banks	1,108,047	-	-	-	-	891,277	-	-	-	1,999,324	
2	Exposures to regional governments or local authorities	-	-	-	-	-	-	-	-	-	-	
3	Exposures to public sector entities	-	-	-	-	-	-	-	-	-	-	
4	Exposures to multilateral development banks	-	-	-	-	-	-	-	-	-	-	
5	Receivables from international organizations	-	-	-	-	-	-	-	-	-	-	
6	Exposures to institutions	-	373,370	-	200,780	-	1,058,857	-	-	-	1,633,007	
7	Exposures to corporates	-	-	-	-	-	2,183,397	-	-	-	2,183,397	
8	Retail exposures	-	-	-	-	-	-	-	-	-	-	
9	Exposures secured by residential property	-	-	-	-	-	-	-	-	-	-	
10	Exposures secured by commercial real estate	-	-	-	-	-	-	-	-	-	-	
11	Past-due loans	-	-	-	-	-	-	-	-	-	-	
12	Higher-risk categories by the Agency Board	-	-	-	-	-	-	-	-	-	-	
13	Mortgage-backed securities	-	-	-	-	-	-	-	-	-	-	
14	Short-term receivables from banks and intermediary institutions and short-term corporate receivables	-	-	-	-	-	-	-	-	-	-	
15	Investments in the nature of collective investment enterprise	-	-	-	-	-	-	-	-	-	-	
16	Investments in equities	-	-	-	-	-	-	-	-	-	-	
17	Other receivables	-	-	-	-	-	15,386	-	-	-	15,386	
18	Total	1,108,047	373,370	200,780	4,148,917	-	-	-	-	-	5,831,114	

BANK OF CHINA TURKEY A.Ş.

NOTES TO UNCONSOLIDATED FINANCIAL STATEMENTS AS OF DECEMBER 31, 2021

(Amounts expressed in thousands of Turkish Lira (TL) unless otherwise indicated)

INFORMATION ON FINANCIAL POSITION AND RISK MANAGEMENT (Continued)

VIII. EXPLANATIONS ON RISK MANAGEMENT (Continued)

Prior period 31.12.2020											Total credit risk exposure amount (after CCF and CRM)
Asset classes/ Risk weight	0%	10%	20%	35%	50%	75%	100%	150%	200%	Others	
1 Exposures to central governments or central banks	836,125	-	-	-	-	-	528,017	-	-	-	1,364,142
2 Exposures to regional governments or local authorities	-	-	-	-	-	-	-	-	-	-	-
3 Exposures to public sector entities	-	-	-	-	-	-	-	-	-	-	-
4 Exposures to multilateral development banks	-	-	-	-	-	-	-	-	-	-	-
5 Receivables from international organizations	-	-	-	-	-	-	-	-	-	-	-
6 Exposures to institutions	-	-	496,635	-	212,866	-	275,429	-	-	-	984,930
7 Exposures to corporates	-	-	-	-	-	-	948,544	-	-	-	948,544
8 Retail exposures	-	-	-	-	-	-	-	-	-	-	-
9 Exposures secured by residential property	-	-	-	-	-	-	-	-	-	-	-
10 Exposures secured by commercial real estate	-	-	-	-	-	-	-	-	-	-	-
11 Past-due loans	-	-	-	-	-	-	-	-	-	-	-
12 Higher-risk categories by the Agency Board	-	-	-	-	-	-	-	-	-	-	-
13 Mortgage-backed securities	-	-	-	-	-	-	-	-	-	-	-
14 Short-term receivables from banks and intermediary institutions and short-term corporate receivables	-	-	-	-	-	-	-	-	-	-	-
15 Investments in the nature of collective investment enterprise	-	-	-	-	-	-	-	-	-	-	-
16 Investments in equities	-	-	-	-	-	-	-	-	-	-	-
17 Other receivables	-	-	-	-	-	-	16,633	-	-	-	16,633
18 Total	836,125	-	496,635	-	212,866	-	1,768,623	-	-	-	3,314,249

8. Disclosures regarding Counterparty Credit Risk

8.1. Qualitative Disclosures on Counterparty Credit Risk

The management, measurement and monitoring activities of counterparty credit risk are carried out within the scope of market risk appetite approved by Risk Committee and Board of Directors. Counterparty credit risk and credit value adjustments related to this risk are calculated by valuation method according to fair value in capital adequacy regulation and included in capital adequacy ratio.

8.2. Analysis of counterparty credit risk (CCR) exposure by approach

Current Period 31.12.2021		Revaluation Cost	Potential credit risk exposure	EEPE	Alpha used for computing regulatory EAD	Exposure after credit risk mitigation	Risk Weighted Amounts
1	Standart Approach-CCR	-	6,711	-	-	6,711	3,356
2	Internal Model Approach	-	-	-	-	-	-
3	Simplified Standardised Approach for Credit Risk Mitigation	-	-	-	-	-	-
4	Comprehensive Method for Credit Risk Mitigation	-	-	-	-	-	-
5	Value at Risk for Repo Transactions, Securities or Commodity lending or borrowing transactions	-	-	-	-	-	-
6	Total	-	6,711	-	-	6,711	3,356

Prior period 31.12.2020		Revaluation Cost	Potential credit risk exposure	EEPE	Alpha used for computing regulatory EAD	Exposure after credit risk mitigation	Risk Weighted Amounts
1	Standart Approach-CCR	-	10,067	-	-	10,067	5,034
2	Internal Model Approach	-	-	-	-	-	-
3	Simplified Standardised Approach for Credit Risk Mitigation	-	-	-	-	-	-
4	Comprehensive Method for Credit Risk Mitigation	-	-	-	-	-	-
5	Value at Risk for Repo Transactions, Securities or Commodity lending or borrowing transactions	-	-	-	-	-	-
6	Total	-	10,067	-	-	10,067	5,034

BANK OF CHINA TURKEY A.Ş.

NOTES TO UNCONSOLIDATED FINANCIAL STATEMENTS AS OF DECEMBER 31, 2021

(Amounts expressed in thousands of Turkish Lira (TL) unless otherwise indicated)

INFORMATION ON FINANCIAL POSITION AND RISK MANAGEMENT (Continued)

VIII. EXPLANATIONS ON RISK MANAGEMENT (Continued)

8.3. Credit Valuation Adjustment (CVA) Capital Charge

	Current Period 31.12.2021		Prior period 31.12.2020	
	Exposure (After credit risk mitigation methods)	Risk Weighted Amounts	Exposure (After credit risk mitigation methods)	Risk Weighted Amounts
Total portfolio value with comprehensive approach CVA capital adequacy				
1 (i) Value at risk component (including 3*multiplier)		-		-
2 (ii) Stressed Value at Risk (including 3*multiplier)		-		-
3 All portfolios subject to Standardised CVA capital obligation	6,711	3,356	10,067	5,034
4 Total amount of CVA capital adequacy	6,711	3,356	10,067	5,034

8.4. Standardised approach - CCR exposures by regulatory portfolio and risk weights

Current Period 31.12.2021									Total
Asset classes/ Risk weight	0%	10%	20%	50%	75%	100%	150%	Other	risk
Central governments and central banks receivables	-	-	-	-	-	-	-	-	-
Local governments and municipalities receivables	-	-	-	-	-	-	-	-	-
Administrative and non commercial receivables	-	-	-	-	-	-	-	-	-
Multilateral Development Bank receivables	-	-	-	-	-	-	-	-	-
Receivables from international organizations	-	-	-	-	-	-	-	-	-
Banks and Intermediary Institutions receivables	-	-	-	6,711	-	-	-	-	6,711
Corporate receivables	-	-	-	-	-	-	-	-	-
Retail receivables	-	-	-	-	-	-	-	-	-
Mortgage receivables	-	-	-	-	-	-	-	-	-
Past-due loans	-	-	-	-	-	-	-	-	-
Higher-risk categories by the Agency Board	-	-	-	-	-	-	-	-	-
Mortgage- backed securities	-	-	-	-	-	-	-	-	-
Securitization positions	-	-	-	-	-	-	-	-	-
Receivables from banks and intermediary institutions with short-term credit ratings and corporate receivables	-	-	-	-	-	-	-	-	-
Investments in nature of collective investment enterprise	-	-	-	-	-	-	-	-	-
Investments in equities	-	-	-	-	-	-	-	-	-
Other receivables	-	-	-	-	-	-	-	-	-
Other assets	-	-	-	-	-	-	-	-	-
Total	-	-	-	6,711	-	-	-	-	6,711

Prior period 31.12.2020									Total
Asset classes/ Risk weight	0%	10%	20%	50%	75%	100%	150%	Other	risk
Central governments and central banks receivables	-	-	-	-	-	-	-	-	-
Local governments and municipalities receivables	-	-	-	-	-	-	-	-	-
Administrative and non commercial receivables	-	-	-	-	-	-	-	-	-
Multilateral Development Bank receivables	-	-	-	-	-	-	-	-	-
Receivables from international organizations	-	-	-	-	-	-	-	-	-
Banks and Intermediary Institutions receivables	-	-	-	10,067	-	-	-	-	10,067
Corporate receivables	-	-	-	-	-	-	-	-	-
Retail receivables	-	-	-	-	-	-	-	-	-
Mortgage receivables	-	-	-	-	-	-	-	-	-
Past-due loans	-	-	-	-	-	-	-	-	-
Higher-risk categories by the Agency Board	-	-	-	-	-	-	-	-	-
Mortgage- backed securities	-	-	-	-	-	-	-	-	-
Securitization positions	-	-	-	-	-	-	-	-	-
Receivables from banks and intermediary institutions with short-term credit ratings and corporate receivables	-	-	-	-	-	-	-	-	-
Investments in nature of collective investment enterprise	-	-	-	-	-	-	-	-	-
Investments in equities	-	-	-	-	-	-	-	-	-
Other receivables	-	-	-	-	-	-	-	-	-
Other assets	-	-	-	-	-	-	-	-	-
Total	-	-	-	10,067	-	-	-	-	10,067

BANK OF CHINA TURKEY A.Ş.

NOTES TO UNCONSOLIDATED FINANCIAL STATEMENTS AS OF DECEMBER 31, 2021

(Amounts expressed in thousands of Turkish Lira (TL) unless otherwise indicated)

INFORMATION ON FINANCIAL POSITION AND RISK MANAGEMENT (Continued)

VIII. EXPLANATIONS ON RISK MANAGEMENT (Continued)

8.5. Composition of collateral for CCR exposure

The Bank has no collaterals used for counterparty credit risk.

8.6. Credit derivatives

The Bank has no credit derivative.

8.7. Risks to Central Counterparty

The Bank has no risks to central counterparty.

9. Securitization disclosures

The Bank has no securities.

X. EXPLANATIONS ON MARKET RISK

1.1. Qualitative information which shall be disclosed to public related to market risk

Market risk; is defined as the risk of loss in the value of assets and returns in the balance sheet and off-balance sheet as a result of changes in rates and prices in financial markets.

The Bank's market risk is determined, evaluated and managed within the framework of Market Risk Management Policy Bank. This policy covers the basic principles of the Bank in relation to market risk management, the duties and responsibilities of the parties involved in market risk management and the process related to the measurement, monitoring and reporting of market risk. Within the scope of market risk, the Bank has interest rate risk and currency risk. Standard method is used to measure market risk and to be the basis for capital allocation.

The Bank measures market risk within the framework of legal regulations. In addition, the Bank conducts stress tests and monitors the management of the risk.

The Bank carries out the stress test by applying negative and positive shocks on the yield curve and the interest rate risk arising from the on-balance sheet and off-balance sheet positions.

The Bank carries out stress tests and evaluates currency risk by applying changes in foreign exchange risk on foreign currency net general position.

The Bank has determined the risk appetite and limits related to market risk taking into account the activities and product structure.

1.2. Market risk under standardised approach

	Current Period 31.12.2021 Risk Weighted Asset	Prior period 31.12.2020 Risk Weighted Asset
Outright products		
1 Interest rate risk (general and specific)	-	-
2 Equity risk (general and specific)	-	-
3 Foreign exchange risk	54,994	34,533
4 Commodity risk	-	-
Options		
5 Simplified approach	-	-
6 Delta-plus method	-	-
7 Scenario approach	-	-
8 Securitisation		
9 Total	54,994	34,533

BANK OF CHINA TURKEY A.Ş.

NOTES TO UNCONSOLIDATED FINANCIAL STATEMENTS AS OF DECEMBER 31, 2021

(Amounts expressed in thousands of Turkish Lira (TL) unless otherwise indicated)

INFORMATION ON FINANCIAL POSITION AND RISK MANAGEMENT (Continued)

XI. EXPLANATIONS ON OPERATIONAL RISK

The Bank used the “Basic Indicator Method” in computation of its operational risk. The amount subject to operational risk is calculated annually in accordance with the “Regulation on Measurement and Evaluation of Capital Adequacy of Banks” published in the Official Gazette No. 29111 dated 6 September 2014. In the basic indicator method, the amount subject to operational risk is calculated by multiplying the average of 15% of the gross revenue amounts of the last three years by 12.5. Since the Bank started operations as of May 9, 2018, there is no gross income for the last three years. In current period calculated operational risk amount is TL 461.699 (31 December 2020: TL 497,260).

Current Period	2 PY Amount	1 PY Amount	CY Amount	Total / Total number of years for which gross income is positive	Rate (%)	Total
Gross income	218,595	311,816	208,307	246,239	15	36,936
The amount subject to operational risk (Total*12.5)						461,699

Previous Period	2 PY Amount	1 PY Amount	CY Amount	Total / Total number of years for which gross income is positive	Rate (%)	Total
Gross income	-	218,595	311,816	265,206	15	39,781
The amount subject to operational risk (Total*12.5)	-					497,260

XII. EXPLANATIONS REGARDING THE PRESENTATION OF FINANCIAL ASSETS AND LIABILITIES AT THEIR FAIR VALUES

The following table summarizes the book values and fair values of some financial assets and liabilities of the Bank;

	Current period		Prior period	
	Book Value	Fair Value	Book Value	Fair Value
Financial Assets	2,324,679	2,324,679	1,916,808	1,916,808
Due from Money Market	-	-	-	-
Due from Banks	625,417	625,417	712,785	712,785
Financial Assets That Fair Value Difference is Reflected on Their Comprehensive Income	-	-	-	-
Financial Assets Valued at Their Amortized Cost	1,044,541	1,044,541	614,303	614,303
Loans	654,721	654,721	589,720	589,720
Financial Liabilities	643,395	643,395	302,853	302,853
Bank Deposits	82,977	82,977	-	-
Other Deposits	284,930	284,930	204,189	204,189
Funds borrowed from other financial institutions	180,930	180,930	74,203	74,203
Subordinated loans	-	-	-	-
Marketable Securities Issued	-	-	-	-
Miscellaneous Payables	94,558	94,558	24,461	24,461

TFRS 7 sets a hierarchy of valuation techniques according to the observability of data used in valuation techniques which establish basis for fair value calculations.

Aforesaid fair value hierarchy is determined as follows:

- Quoted market prices (non-adjusted) (1st level)
- Directly (by way of prices) or indirectly (derived from prices) data for the assets or liabilities, other than quoted prices in the 1st level (2nd level)
- Data not based on observable data regarding assets or liabilities (3rd level)

BANK OF CHINA TURKEY A.Ş.

NOTES TO UNCONSOLIDATED FINANCIAL STATEMENTS AS OF DECEMBER 31, 2021

(Amounts expressed in thousands of Turkish Lira (TL) unless otherwise indicated)

INFORMATION ON FINANCIAL POSITION AND RISK MANAGEMENT (Continued)

XII. EXPLANATIONS REGARDING THE PRESENTATION OF FINANCIAL ASSETS AND LIABILITIES AT THEIR FAIR VALUES (Continued)

Fair value hierarchy of the financial assets and liabilities of the Bank carried at fair value according to the foregoing principles is given in the table below:

Current period	1st Level	2nd Level	3rd Level	Total
Financial Assets	-	-	-	-
Financial Assets at Fair Value Through Profit or Loss	-	-	-	-
Trading Derivative Financial Assets	-	-	-	-
Financial Liabilities	-	199,564	-	199,564
Trading Derivative Financial Liabilities	-	199,564	-	199,564

Prior period	1st Level	2nd Level	3rd Level	Total
Financial Assets	-	-	-	-
Financial Assets at Fair Value Through Profit or Loss	-	-	-	-
Trading Derivative Financial Assets	-	-	-	-
Financial Liabilities	-	79,019	-	79,019
Trading Derivative Financial Liabilities	-	79,019	-	79,019

XIII. EXPLANATIONS ON THE ACTIVITIES CARRIED OUT ON BEHALF AND ACCOUNT OF OTHER PARTIES

None.

BANK OF CHINA TURKEY A.Ş.

NOTES TO UNCONSOLIDATED FINANCIAL STATEMENTS AS AT 31 DECEMBER 2021

(Amounts expressed in thousands of Turkish Lira (TL) unless otherwise indicated)

SECTION FIVE

EXPLANATIONS AND NOTES ON THE UNCONSOLIDATED FINANCIAL STATEMENTS

I. EXPLANATIONS AND DISCLOSURES RELATED TO ASSETS

1. Information on cash and balances with the Central Bank of Turkey

1.1. Information on cash and cash equivalents

	Current Period		Prior Period	
	TL	FC	TL	FC
Cash in TL /Foreign Currency	-	-	-	-
Balances with the Central Bank of Turkey	1,964	247,909	6,309	37,089
Other	-	-	-	-
Total	1,964	247,909	6,309	37,089

1.2. Information related to account of Central Bank of Turkey

	Current Period		Prior Period	
	TL	FC	TL	FC
Unrestricted Demand Deposits	1,964	143,631	6,309	22,589
Unrestricted Time Deposits	-	-	-	-
Restricted Time Deposits	-	104,278	-	14,500
Total	1,964	247,909	6,309	37,089

According to the CBRT's "Communiqué on Required Reserves No. 2013/15", the Bank establishes a reserve requirement at the CBRT for Turkish currency and foreign currency liabilities. According to the "Communiqué on Required Reserves" at the CBRT, Turkish Lira can be kept in USD, EUR and standard gold. According to the principles of communiqué No. 2019/19 dated December 9, 2019, the CBRT pays interest to banks that provide credit growth for Turkish Lira required reserves. This practice has been terminated according to the CBRT's notification numbered 2417 dated December 10, 2020.

As of December 31, 2021, valid rates for required reserves established in the CBRT are between 3% and 8% according to the maturity structure in Turkish currency (December 31, 2020: between 1% and 6%); in foreign currency, 5% to 25% depending on the maturity structure range (December 31, 2020: 5% to 21%).

Within the scope of the Communiqué No. 2021/14 on Supporting the Conversion of TL Deposit and Participation Accounts, the conversion rate from foreign currency deposit accounts in USD, EUR, GBP and participation fund accounts in foreign currency to time deposits and participation funds in TL as of the obligation date of April 15, 2022, it has been decided not to apply an annual commission of 1,5% to the banks that have reached the 10% level and the 20% level as of the 8 July 2022 obligation date, up to the amount to be kept for their liabilities until the end of 2022. In addition, within the scope of the relevant communiqué, it is stated that the said changes are effective as of the liability period dated 24 December 2021. Installation of this liability period begins on 7 January 2022.

2. Information on financial assets at fair value through profit or loss

2.1. Information on financial assets at fair value through profit or loss subject to repurchase agreement

As of December 31, 2021, there are no financial assets at fair value through profit or loss subject to repurchase agreement (December 31, 2020: None).

As of December 31, 2021, the Bank does not have any collateral assets in exchange for Istanbul Stock Exchange (December 31, 2020: None).

2.2. Positive differences related to financial assets at fair value through profit or loss

None (December 31, 2020: None).

BANK OF CHINA TURKEY A.Ş.

NOTES TO UNCONSOLIDATED FINANCIAL STATEMENTS AS OF DECEMBER 31, 2021

(Amounts expressed in thousands of Turkish Lira (TL) unless otherwise indicated)

EXPLANATIONS AND NOTES ON THE UNCONSOLIDATED FINANCIAL STATEMENTS (Continued)

I. EXPLANATIONS AND DISCLOSURES RELATED TO ASSETS (Continued)

3. Positive differences related to derivative financial assets

None (December 31, 2020: None).

4. Information on Banks

4.1. Information on Banks and Other Financial Institutions

	Current Period		Prior Period	
	TL	FC	TL	FC
Banks	333,921	291,496	635,643	77,142
<i>Domestic</i>	333,921	251,778	635,643	1,261
<i>Foreign</i>	-	39,718	-	75,881
<i>Foreign head-offices and branches</i>	-	-	-	-
Total	333,921	291,496	635,643	77,142

4.2. Information on foreign bank accounts

	Unrestricted Amount		Restricted Amount	
	Current Period	Prior Period	Current Period	Prior Period
European Union Countries	22,621	12,707	-	-
USA, Canada	14	3	-	-
OECD Countries *	17,083	63,171	-	-
Off-shore Banking Regions	-	-	-	-
Other	-	-	-	-
Total	39,718	75,881	-	-

(*) OECD countries other than European Union countries, USA and Canada

4.2. Expected credit losses for cash and cash equivalents

Current Period	Stage 1	Stage 2	Stage 2	Total
Balances at End of Prior Period	700	-	-	700
Additions during the Period	401	-	-	401
Disposal	(463)	-	-	(463)
Transfer to Stage 1	-	-	-	-
Transfer to Stage 2	-	-	-	-
Transfer to Stage 3	-	-	-	-
Foreign Currency Differences	-	-	-	-
Balances at End of Period	638	-	-	638

BANK OF CHINA TURKEY A.Ş.

NOTES TO UNCONSOLIDATED FINANCIAL STATEMENTS AS OF DECEMBER 31, 2021

(Amounts expressed in thousands of Turkish Lira (TL) unless otherwise indicated)

EXPLANATIONS AND NOTES ON THE UNCONSOLIDATED FINANCIAL STATEMENTS (Continued)

I. EXPLANATIONS AND DISCLOSURES RELATED TO ASSETS (Continued)

5. Information on Financial Assets Valued at Fair Value Through Other Comprehensive Income

5.1. Financial assets valued at fair value through other comprehensive income subject to repurchase agreements and provided as collateral/blocked

As of December 31, 2021, there are no financial assets at fair value through other comprehensive income subject to repurchase agreement (December 31, 2020: None). As of December 31, 2021, there are no financial assets given as collateral/blocked (December 31, 2020: None).

5.2. Information on Financial Assets Measured at Fair Value Through Other Comprehensive Income

None (December 31, 2020: None).

6. Information on Loans

6.1. Information on all types of loans and advances given to shareholders and employees of the Bank

None (December 31, 2020: None).

6.2. Information on the first and second group loans and other receivables including rescheduled or restructured loans

Cash Loans	Standard Loans and Other Receivables	Loans and Other Receivables Under Close Monitoring		
		Loans and Receivables Not Subject to Restructuring	Restructured Loans and Receivables	
			Loans and Receivables with Revised Contract Terms	Re-finance
Non-Specialized Loans	654,721	-	-	-
Loans Given to Enterprises	-	-	-	-
Export Loans	200,201	-	-	-
Import Loans	-	-	-	-
Loans Given to Financial Sector	-	-	-	-
Consumer Loans	-	-	-	-
Credit Cards	-	-	-	-
Other	454,520	-	-	-
Specialized Loans	-	-	-	-
Other Loans	-	-	-	-
Total	654,721	-	-	-

Expected Credit Losses	Standard Loans	Loans Under Close Monitoring
12 Months Expected Credit Loss	6,564	-
Significant Increase in Credit Risk	-	-
Total	6,564	-

BANK OF CHINA TURKEY A.Ş.

NOTES TO UNCONSOLIDATED FINANCIAL STATEMENTS AS OF DECEMBER 31, 2021

(Amounts expressed in thousands of Turkish Lira (TL) unless otherwise indicated)

EXPLANATIONS AND NOTES ON THE UNCONSOLIDATED FINANCIAL STATEMENTS (Continued)

I. EXPLANATIONS AND DISCLOSURES RELATED TO ASSETS (Continued)

6. Information on Loans (Continued)

6.3. Distribution of cash loans according to their maturities

	Standard Loans	Loans Under Close Monitoring	
		Loans without Revised Contract Terms	Restructured Loans
Short-term Loans	-	-	-
Medium and Long-term Loans	654,721	-	-
Total	654,721	-	-

Information on consumer loans, individual credit cards, personnel loans and personnel credit cards

None (December 31, 2020: None).

6.5. Information on commercial installment loans and corporate credit cards

None (December 31, 2020: None).

6.6. Loans according to types of borrowers

	Current Period	Prior Period
Public	-	-
Private	654,721	589,720
Total	654,721	589,720

6.7. Distribution of domestic and foreign loans

	Current Period	Prior Period
Domestic Loans	654,721	589,720
Foreign Loans	-	-
Total	654,721	589,720

6.8. Loans given to associates and subsidiaries

None (December 31, 2020: None).

6.9. Credit-Impaired Losses Stage III Provisions

None (December 31, 2020: None).

6.10. Explanations on non-performing loans

None (December 31, 2020: None).

BANK OF CHINA TURKEY A.Ş.

NOTES TO UNCONSOLIDATED FINANCIAL STATEMENTS AS OF DECEMBER 31, 2021

(Amounts expressed in thousands of Turkish Lira (TL) unless otherwise indicated)

EXPLANATIONS AND NOTES ON THE UNCONSOLIDATED FINANCIAL STATEMENTS (Continued)

I. EXPLANATIONS AND DISCLOSURES RELATED TO ASSETS (Continued)

6. Information on Loans (Continued)

6.11. Explanations on write-off policy

In order to ensure the collection and liquidation of the Bank's receivables, which are given legal follow-up instructions due to the loss of credit worthiness, the subjects such as the quality of the loan, the condition of the loan, the good will of the debtor and the urgency of the follow-up are determined, and the most appropriate action style is determined. Although the elimination of the risk is preferred through the administrative interventions and negotiations in the debtors, the liquidation method of the receivable is used by directly initiating legal follow-up procedures. However, the fact that legal proceedings have been initiated does not mean that administrative interviews have ended. An agreement can be made with the debtor regarding the liquidation of the Bank's receivables at each stage, if it is agreed.

As of 31 December 2021, the Bank does not have any written-off assets (31 December 2020: None).

6.12. Explanations on expected credit losses for loans

Current Period	Stage 1	Stage 2	Stage 3	Total
Balances at End of Prior Period	5,684	-	-	5,684
Additions during the Period	1,841	-	-	1,841
Disposal	(1,173)	-	-	(1,173)
Debt Sale	-	-	-	-
Write-offs	-	-	-	-
Transfer to Stage 1	-	-	-	-
Transfer to Stage 2	-	-	-	-
Transfer to Stage 3	-	-	-	-
Foreign Currency Differences	212	-	-	212
Balances at End of Period	6,564	-	-	6,564

6.13. Information on interest accruals, rediscounts, valuation differences and their provisions calculated for non-performing loans in accordance with TFRS 9

None (December 31, 2020: None).

7. Information on financial assets measured at amortized cost

7.1. Information on financial assets that are subject to repo transactions and are given as collateral / blocked, and measured financial assets

There are no financial assets subject to repurchase agreements in the current Period (December 31, 2020: None). As of December 31, 2021, the Bank does not have securities given as collateral (December 31, 2020: None).

7.2. Information on government debt securities measured at amortized cost

	Current Period	Prior Period
Government Bond	1,044,541	614,303
Treasury Bonds	-	-
Other Public Debt Securities	-	-
Total	1,044,541	614,303

7.5. Information on investments measured at amortized cost

	Current Period	Prior Period
Debt Securities	1,044,541	614,303
<i>Quoted at Stock Exchange</i>	<i>1,044,541</i>	<i>614,303</i>
<i>Unquoted at Stock Exchange</i>	-	-
Value Increases/Impairment Losses (-)	-	-
Total	1,044,541	614,303

BANK OF CHINA TURKEY A.Ş.

NOTES TO UNCONSOLIDATED FINANCIAL STATEMENTS AS OF DECEMBER 31, 2021

(Amounts expressed in thousands of Turkish Lira (TL) unless otherwise indicated)

EXPLANATIONS AND NOTES ON THE UNCONSOLIDATED FINANCIAL STATEMENTS (Continued)

I. EXPLANATIONS AND DISCLOSURES RELATED TO ASSETS (Continued)

7. Information on financial assets measured at amortized cost (Continued)

7.6. Movements of investments measured at amortized cost during the year

	Current Period	Prior Period
Opening balance	614,303	329,421
Foreign exchange differences in monetary assets	-	-
Purchases during the year	2,080,303	664,912
Disposals through Sales and Redemptions	(1,650,065)	(380,030)
Value decrease equivalent	-	-
Period end balance	1,044,541	614,303

7.7. Explanations on expected credit losses for financial assets measured at amortised cost

Current Period	Stage 1	Stage 2	Stage 2	Total
Balances at End of Prior Period	20	-	-	20
Additions during the Period	66	-	-	66
Disposal	(20)	-	-	(20)
Transfer to Stage 1	-	-	-	-
Transfer to Stage 2	-	-	-	-
Transfer to Stage 3	-	-	-	-
Foreign Currency Differences	-	-	-	-
Balances at End of Period	66	-	-	66

8. Information on associates

The Bank has no associates as of December 31, 2021 (December 31, 2020: None).

9. Information on subsidiaries (net)

The Bank has no subsidiaries as of December 31, 2021 (December 31, 2020: None).

10. Information on entities under common control (Joint Ventures)

The Bank does not have investments in entities under common control as of December 31, 2021 (December 31, 2020: None).

11. Information on lease receivables

The Bank does not have lease receivables as of December 31, 2021 (December 31, 2020: None).

12. Information on derivative financial assets held for hedging purposes

There are no derivative financial instruments for hedging purposes (December 31, 2020: None).

BANK OF CHINA TURKEY A.Ş.

NOTES TO UNCONSOLIDATED FINANCIAL STATEMENTS AS OF DECEMBER 31, 2021

(Amounts expressed in thousands of Turkish Lira (TL) unless otherwise indicated)

EXPLANATIONS AND NOTES ON THE UNCONSOLIDATED FINANCIAL STATEMENTS (Continued)

I. EXPLANATIONS AND DISCLOSURES RELATED TO ASSETS (Continued)

13. Information on tangible assets

	Buildings	Leased Tangible Assets	Right- of-use Assets (*)	Vehicles	Other tangible assets(**)	Securities acquired through financial leasing	Total
Prior Period							
Cost	-	-	17,406	150	9,706	-	27,262
Accumulated depreciation (-)	-	-	5,951	65	5,060	-	11,076
Net book value	-	-	11,455	85	4,646	-	16,186
Current Period							
Net book value at beginning of the period	-	-	11,455	85	4,646	-	16,186
Additions	-	-	-	-	361	-	361
Transfers	-	-	-	-	-	-	-
Disposals (-) (net)	-	-	106	-	-	-	106
Impairment (-)	-	-	-	-	-	-	-
Depreciation (-)	-	-	2,143	30	1,675	-	3,848
Closing Net Book Value at Period End	-	-	9,206	55	3,332	-	12,593
Cost at the end of current period	-	-	17,300	150	10,067	-	27,517
Accumulated depreciation at end of current period(-)	-	-	8,094	95	6,735	-	14,924
Current Period	-	-	9,206	55	3,332	-	12,593

(*) Includes office and car leases accounted within scope of TFRS 16.

(**) Other tangible assets consist of office machinery, furniture and furnishing and operating lease development costs.

14. Information on intangible assets

Costs	Rights	
	Current Period	Prior Period
Opening Balance, January 1	10,810	9,020
Additions	856	1,790
Disposed Off(-)	26	-
Closing Balance, December 31	11,640	10,810
Accumulated Depreciation		
	Current Period	Prior Period
Opening Balance, January 1	(8,130)	(6,372)
Disposed Off(-)	7	-
Depreciation	(1,474)	(1,758)
Closing Balance, December 31	(9,597)	(8,130)
Net Book Value, December 31	2,043	2,680

15. Information on investment properties (net)

None (December 31, 2020: None).

BANK OF CHINA TURKEY A.Ş.

NOTES TO UNCONSOLIDATED FINANCIAL STATEMENTS AS OF DECEMBER 31, 2021

(Amounts expressed in thousands of Turkish Lira (TL) unless otherwise indicated)

EXPLANATIONS AND NOTES ON THE UNCONSOLIDATED FINANCIAL STATEMENTS (Continued)

I. EXPLANATIONS AND DISCLOSURES RELATED TO ASSETS (Continued)

16. Information on current tax assets

None (December 31, 2020: None).

17. Information on Deferred Tax asset

For taxable temporary differences arising between the book value of an asset or liability and its tax base determined in accordance with the tax legislation, the Bank will obtain financial profit that can be deducted in the following periods according to the provisions of "TAS 12 - Income Taxes", BRSA's explanations and circulars and tax legislation, calculates deferred tax on deductible temporary differences, to the extent possible.

As of December 31, 2021, net deferred tax assets amounted to TL 61,264 (December 31,2020: TL 24,184) has been reflected in the financial statements of the Bank after netting the deferred tax asset amounting to TL 64,931 (December 31: 2020: TL 25,647) and the tax liability amounting to TL 3,668 (December 31,2020: TL 1,463).

Current and prior period deferred tax assets and liabilities movements are as follows:

	Accumulated Temporary Differences		Deferred Tax Assets/(Liabilities)	
	31.12.2021	31.12.2020	31.12.2021	31.12.2020
- Retirement Pay and Unused Vacation Provision	1,682	888	370	178
- Bonus Provision	17,067	5,747	4,109	1,149
- Differences Arising from Market Value of Derivative Financial Instruments	211,578	97,039	48,663	19,408
- Commission charged in advance	17,052	10,174	3,922	2,035
- Expected Credit Loss According to TFRS 9	28,570	12,744	5,713	2,549
- MTM-TFRS16 difference	9,402	1,423	2,120	285
- MTM-TFRS difference for interest income/expense	147	217	34	43
Deferred Tax Assets	285,498	128,232	64,931	25,647
- Tangible Assets Amortization Differences	(1,750)	(2,013)	(350)	(403)
- MTM – SL securities interest difference	(14,426)	(5,301)	(3,317)	(1,060)
Deferred Tax Liabilities	(16,176)	(7,314)	(3,667)	(1,463)
Deferred Tax Assets/(Liabilities), Net	269,322	120,918	61,264	24,184

18. Information on assets held for sale and non-current assets related to discontinued operations

None (December 31, 2020: None).

19. If the other assets item of the balance sheet exceeds 10% of the total balance sheet excluding commitments in the off-balance sheet accounts, the names and amounts of the sub-accounts constituting at least 20% of the balance sheet

Other assets do not exceed 10% of total assets excluding the off-balance sheet items (December 31, 2020: None).

BANK OF CHINA TURKEY A.Ş.

NOTES TO UNCONSOLIDATED FINANCIAL STATEMENTS AS OF DECEMBER 31, 2021

(Amounts expressed in thousands of Turkish Lira (TL) unless otherwise indicated)

EXPLANATIONS AND NOTES ON THE UNCONSOLIDATED FINANCIAL STATEMENTS (Continued)

II. EXPLANATIONS AND DISCLOSURES RELATED TO LIABILITIES

1. Information on deposits

1.1. Information on maturity structure of deposits

Current Period	Demand	7 Days' Notice	Up to 1 Month	1-3 Months	3-6 Months	6-1 Year	1 Year and Over	Cumulative Deposit	Total
Saving Deposits	-	-	-	-	-	-	-	-	-
Foreign Currency	-	-	-	-	-	-	-	-	-
Deposits	13,745	151,025	120,064	-	-	-	-	-	284,834
Residents in Turkey	13,745	151,025	120,064	-	-	-	-	-	284,834
Residents Abroad	-	-	-	-	-	-	-	-	-
Public Sector Deposits	-	-	-	-	-	-	-	-	-
Commercial Deposits	96	-	-	-	-	-	-	-	96
Other Ins. Deposits	-	-	-	-	-	-	-	-	-
Precious Metal Deposits	-	-	-	-	-	-	-	-	-
Interbank Deposits	-	-	82,977	-	-	-	-	-	82,977
Central Bank of Turkey	-	-	-	-	-	-	-	-	-
Domestic Banks	-	-	-	-	-	-	-	-	-
Foreign Banks	-	-	82,977	-	-	-	-	-	82,977
Special Finan. Inst.	-	-	-	-	-	-	-	-	-
Other	-	-	-	-	-	-	-	-	-
Total	13,841	151,025	203,041	-	-	-	-	-	367,907

Prior Period	Demand	7 Days' Notice	Up to 1 Month	1-3 Months	3-6 Months	6-1 Year	1 Year and Over	Cumulative Deposit	Total
Saving Deposits	-	-	-	-	-	-	-	-	-
Foreign Currency	-	-	-	-	-	-	-	-	-
Deposits	52,680	50,649	100,812	-	-	-	-	-	204,141
Residents in Turkey	52,680	50,649	100,812	-	-	-	-	-	204,141
Residents Abroad	-	-	-	-	-	-	-	-	-
Public Sector Deposits	-	-	-	-	-	-	-	-	-
Commercial Deposits	48	-	-	-	-	-	-	-	48
Other Ins. Deposits	-	-	-	-	-	-	-	-	-
Precious Metal Deposits	-	-	-	-	-	-	-	-	-
Interbank Deposits	-	-	-	-	-	-	-	-	-
Central Bank of Turkey	-	-	-	-	-	-	-	-	-
Domestic Banks	-	-	-	-	-	-	-	-	-
Foreign Banks	-	-	-	-	-	-	-	-	-
Special Finan. Inst.	-	-	-	-	-	-	-	-	-
Other	-	-	-	-	-	-	-	-	-
Total	52,728	50,649	100,812	-	-	-	-	-	204,189

1.2. Information on saving deposits under insurance

1.2.1. Amounts exceeding the insurance limit

None (December 31, 2020: None).

1.3. Saving deposits that are not under the guarantee of deposit insurance fund

There are no saving deposits that are not under the guarantee of deposit insurance fund as of December 31, 2021 (December 31, 2020: None).

2. Information on derivative financial liabilities

2.1. Negative differences table related to derivative financial liabilities

	Current Period		Prior Period	
	TL	FC	TL	FC
Forward Transactions	-	-	-	-
Swap Transactions	199,564	-	79,019	-
Futures Transactions	-	-	-	-
Options	-	-	-	-
Other	-	-	-	-
Total	199,564	-	79,019	-

BANK OF CHINA TURKEY A.Ş.

NOTES TO UNCONSOLIDATED FINANCIAL STATEMENTS AS OF DECEMBER 31, 2021

(Amounts expressed in thousands of Turkish Lira (TL) unless otherwise indicated)

EXPLANATIONS AND NOTES ON THE UNCONSOLIDATED FINANCIAL STATEMENTS (Continued)

II. EXPLANATIONS AND DISCLOSURES RELATED TO LIABILITIES (Continued)

3. Information on borrowings

3.1. Banks and other financial institution

	Current Period		Prior Period	
	TL	FC	TL	FC
CBRT Borrowings	-	-	-	-
From domestic Banks and Institutions	-	-	-	-
From Foreign Banks, Institutions and Funds	-	180,930	-	74,203
Total	-	180,930	-	74,203

3.2. Maturity structure of borrowings

	Current Period		Prior Period	
	TL	FC	TL	FC
Short-term	-	66,653	-	-
Medium and Long-term	-	114,277	-	74,203
Total	-	180,930	-	74,203

4. If the foreign liabilities of the balance exceed 10% of the total balance sheet excluding the penalty and off-balance sheet commitments, the names and amounts of the sub-accounts constituting at least 20%

Other foreign liabilities do not exceed 10% of the balance sheet total (December 31, 2020: Not exceeding).

5. Information on Lease Obligations

5.1. Criteria used in the determination of lease instalments in the finance lease contracts, renewal and purchase options, restrictions, and significant burdens imposed on the bank on such contracts

The Bank does not have any financial lease agreement (December 31, 2020: None).

5.2. Detailed explanation of contract amendments and new obligations of these amendments to the Bank

The Bank does not have any financial lease agreement (December 31, 2020: None).

5.3. Information on lease liabilities

As of December 31, 2021, total net lease liability amount of the Bank is TL 30,001 (December 31, 2020: TL 20,010).

5.4. Information on "Sale -and- lease back" agreements

The Bank does not have any sale-and-lease back transactions in the current Period (December 31, 2020: None).

BANK OF CHINA TURKEY A.Ş.

NOTES TO UNCONSOLIDATED FINANCIAL STATEMENTS AS OF DECEMBER 31, 2021

(Amounts expressed in thousands of Turkish Lira (TL) unless otherwise indicated)

EXPLANATIONS AND NOTES ON THE UNCONSOLIDATED FINANCIAL STATEMENTS (Continued)

II. EXPLANATIONS AND DISCLOSURES RELATED TO LIABILITIES (Continued)

6. Information on derivative financial liabilities for hedging purposes

There are no derivative financial liabilities for hedging purposes (December 31, 2020: None).

7. Information on Provisions

7.1. Information on provisions related with foreign currency difference of foreign indexed loans

As of December 31, 2021, the Bank has no provision related to foreign currency differences of foreign indexed loans (December 31, 2020: None).

7.2. Information on provisions for non-cash loans that are non-funded and non-transformed into cash

	Current Period	Prior Period(*)
Provisions for Non-cash Loans	21,302	6,339
Total	21,302	6,339

7.2.1. Provision for probable losses

None (December 31, 2020: None).

7.2.2. The breakdown of the subsidiary accounts if other provisions exceed 10% of the grand total provisions

Other provisions do not exceed 10% of the total provisions (December 31, 2020: Not exceed).

7.2.3. Explanations on reserves for employee benefit

The table of current and prior period retirement pay provision is as follows:

	Current Period	Prior Period
Opening Balance, January 1	308	201
Period expenses	251	116
Payments made	-	-
Actuarial Difference	11	(9)
Closing Balance, December 31	570	308

In accordance with the current labour law in Turkey, the Bank is required to pay termination benefits to the personnel who are dismissed from work due to retirement or who are terminated for reasons other than resignation and abuse. These compensations are the 30-day Gross wage for each year of work based on the wage on the date of dismissal. As of December 31, 2021, and December 31, 2020, the ceiling of the provision for employment termination benefits is TL 10,848.59 (full TL) and TL 7,638.96 (full TL).

In the financial statements of December 31, 2021 and December 31, 2020, the Bank calculates the termination indemnity by discounting the annual inflation and interest rate usage. The inflation and interest rates used are as follows:

	Current Period	Prior Period
Inflation Rate	14.41%	9.24%
Interest Rate	18.71%	13.35%

As of December 31, 2021, total provision for employee benefits amounting to TL 18,749 (December 31, 2020: TL 6,635) is composed of TL 1,112 unused vacation provision (December 31, 2020: TL 580), TL 17,067 bonus provision (December 31, 2020: TL 5,747), TL 570 provision for employee termination benefits (December 31, 2020: 308 TL).

BANK OF CHINA TURKEY A.Ş.

NOTES TO UNCONSOLIDATED FINANCIAL STATEMENTS AS OF DECEMBER 31, 2021

(Amounts expressed in thousands of Turkish Lira (TL) unless otherwise indicated)

EXPLANATIONS AND NOTES ON THE UNCONSOLIDATED FINANCIAL STATEMENTS (Continued)

II. EXPLANATIONS AND DISCLOSURES RELATED TO LIABILITIES (Continued)

8. Explanations on Tax Liability

As of December 31, 2021, the Bank has current tax liability of TL 54,507 (December 31, 2020: TL 11,487).

The Bank has a corporate tax amount of TL 102,390 (December 31, 2020: TL 53,973) to be paid after the deduction of the prepaid corporate tax of TL 51,275 (December 31, 2020: 44,634) from the corporate tax calculated as TL 51,115 (December 31, 2020: 9,339).

8.1. Information on tax payables

	Current Period	Prior Period
Corporate taxes payable	51,115	9,339
Taxation on securities	369	70
Property tax	12	7
Banking and Insurance Transaction Tax (BITT)	410	156
Taxes on foreign exchange transactions	-	-
Value added taxes payable	158	101
Other	2,077	1,509
Total	54,141	11,182

8.2. Information on premium

	Current Period	Prior Period
Social Security Premiums- Employee	156	130
Social Security Premiums- Employer	177	148
Unemployment Insurance- Employee	11	9
Unemployment Insurance- Employer	22	18
Other	-	-
Total	366	305

8.3. Explanations on deferred tax liabilities

None (December 31, 2020: None).

9. Information on liabilities regarding assets held for sale and discontinued operations

None (December 31, 2020: None).

10. Explanations on Subordinated loans

None (December 31, 2020: None).

BANK OF CHINA TURKEY A.Ş.

**NOTES TO UNCONSOLIDATED FINANCIAL STATEMENTS
AS OF DECEMBER 31, 2021**

(Amounts expressed in thousands of Turkish Lira (TL) unless otherwise indicated)

**EXPLANATIONS AND NOTES ON THE UNCONSOLIDATED FINANCIAL STATEMENTS
(Continued)**

II. EXPLANATIONS AND DISCLOSURES RELATED TO LIABILITIES (Continued)

11. Information on Shareholders' equity

11.1. Paid in Capital

The Bank's paid-in capital is TL 1,051,230 as of December 31, 2021 (December 31, 2020: TL 1,051,230). The capital does not have a share certificate.

11.2. Paid-in capital amount, explanation as to whether the registered share capital system is applied at the bank; if so the amount of registered share capital ceiling

Registered share capital system is not applied.

11.3. Capital increases and sources in the current period and other information based on increased capital shares

None (December 31, 2020: None).

11.4. Information on share capital increases from capital reserves during the current period

None (December 31, 2020: None).

11.5. Information on capital commitments, the purpose and the sources until the end of the fiscal year and the subsequent interim period

None (December 31, 2020: None).

11.6. The effects of anticipations based on the financial figures for prior periods regarding the Bank's income, profitability and liquidity, and possible effects of these future assumptions on the Bank's equity due to uncertainties at these indicators

Forecasts are made taking into account the prior period indicators of the Bank's income, profitability and liquidity and the uncertainties in these indicators, and their estimated effects on equity are prepared by the Finance Department and reported to the top management.

11.7. Information on privileges given to shares representing the capital

None (December 31, 2020: None).

11.8. Information on marketable securities value increase fund

None (December 31, 2020: None).

BANK OF CHINA TURKEY A.Ş.

NOTES TO UNCONSOLIDATED FINANCIAL STATEMENTS AS OF DECEMBER 31, 2021

(Amounts expressed in thousands of Turkish Lira (TL) unless otherwise indicated)

EXPLANATIONS AND NOTES ON THE UNCONSOLIDATED FINANCIAL STATEMENTS (Continued)

II. EXPLANATIONS AND DISCLOSURES RELATED TO LIABILITIES (Continued)

11. Information on Shareholders' equity (Continued)

11.9. Information on profit distribution

It was decided to distribute unconsolidated net profit of TL 118,941 as of December 31, 2020, in accordance with the General Assembly dated March 30, 2021 as follows: TL 7,783 to be transferred to legal reserves, TL 100,042 to be transferred to undistributed profits and TL 11,116 to be distributed as cash dividend. On March 31, 2021, TL 118,941 was transferred to reserves and dividend payable accounts. Dividends are fully paid to shareholders in April 21,2021 and May 25, 2021.

Bank's net income of 2021 after tax (TL 191.115) is retained at previous years' profit account. The authorized body of the Bank regarding the distribution of profit is the General Assembly and as of the date of these financial statements, the annual ordinary General Assembly has not been held yet. As of the report date, there is no decision taken regarding the profit distribution for year 2021.

11.10. Information on minority interest

None (December 31, 2020: None).

III. EXPLANATIONS AND DISCLOSURES RELATED TO OFF-BALANCE SHEET CONTINGENCIES AND COMMITMENTS

1. Information on off-balance sheet commitments

1.1. Nature and amount of irrevocable loan commitments

None (December 31, 2020: None).

1.2. Possible losses and commitments related to off-balance sheet items, including the ones listed below

1.2.1. Non-cash loans including guarantees, acceptances, financial guarantee and other letters of credits

	Current Period	Prior Period
Guarantees	2,963,605	1,120,291
Bills of Exchange and Acceptances	-	-
Letters of Credit	-	-
Total	2,963,605	1,120,291

1.2.2. Revocable, irrevocable guarantees and other similar commitments and contingencies

	Current Period	Prior Period
Temporary letter of guarantees	22,629	124,966
Revocable letters of guarantee	794	794
Letters of guarantee given in advance	279,074	252,961
Other letter of guarantees	85,638	26,877
Total	388,135	405,598

BANK OF CHINA TURKEY A.Ş.

NOTES TO UNCONSOLIDATED FINANCIAL STATEMENTS AS OF DECEMBER 31, 2021

(Amounts expressed in thousands of Turkish Lira (TL) unless otherwise indicated)

EXPLANATIONS AND NOTES ON THE UNCONSOLIDATED FINANCIAL STATEMENTS (Continued)

III. EXPLANATIONS AND DISCLOSURES RELATED TO OFF-BALANCE SHEET CONTINGENCIES AND COMMITMENTS (Continued)

1. Information on off-balance sheet commitments (Continued)

1.3. Explanation on Non-cash loans

1.3.1. Total amount of non-cash loans

	Current Period	Prior Period
Non-Cash Loans Given against Cash Loans	2,903,605	1,120,291
With Original Maturity of 1 Year or Less Than 1 Year	125,040	-
With Original Maturity of More Than 1 Year	2,838,565	1,120,291
Other Non-Cash Loans	388,135	405,598
Total	3,351,740	1,525,889

1.3.2. Information on sectoral risk breakdown of non-cash loans irrevocable loan commitments (excluding forward asset sales and purchase commitments)

	December 31, 2021			
	TL	(%)	FC	(%)
Agricultural	-	-	-	-
Farming and Livestock	-	-	-	-
Forestry	-	-	-	-
Fishing	-	-	-	-
Manufacturing	-	-	-	-
Mining	-	-	-	-
Production	-	-	104,446	3.36
Electric, Gas, Water	-	-	599,805	19.31
Construction	-	-	1,153,678	37.14
Services	-	-	-	-
Wholesale and Retail Trade	-	-	-	-
Hotel and Food Services	-	-	-	-
Transportation and Telecommunication	-	-	-	-
Financial Institutions	245,594	100	1,248,217	40.19
Real Estate and Leasing Ser.	-	-	-	-
Professional Services	-	-	-	-
Education Services	-	-	-	-
Health and Social Services	-	-	-	-
Other	-	-	-	-
Total	245,594	100	3,106,146	100
	December 31, 2020			
	TL	(%)	FC	(%)
Agricultural	-	-	-	-
Farming and Livestock	-	-	-	-
Forestry	-	-	-	-
Fishing	-	-	-	-
Manufacturing	-	-	-	-
Mining	-	-	-	-
Production	-	-	-	-
Electric, Gas, Water	-	-	-	-
Construction	-	-	-	-
Services	-	-	-	-
Wholesale and Retail Trade	-	-	-	-
Hotel and Food Services	-	-	-	-
Transportation and Telecommunication	-	-	664,471	51.90
Financial Institutions	245,594	100	615,824	48.10
Real Estate and Leasing Ser.	-	-	-	-
Professional Services	-	-	-	-
Education Services	-	-	-	-
Health and Social Services	-	-	-	-
Other	-	-	-	-
Total	245,594	100	1,280,295	100

BANK OF CHINA TURKEY A.Ş.

**NOTES TO UNCONSOLIDATED FINANCIAL STATEMENTS
AS OF DECEMBER 31, 2021**

(Amounts expressed in thousands of Turkish Lira (TL) unless otherwise indicated)

**EXPLANATIONS AND NOTES ON THE UNCONSOLIDATED FINANCIAL STATEMENTS
(Continued)**

**III. EXPLANATIONS AND DISCLOSURES RELATED TO OFF-BALANCE SHEET
CONTINGENCIES AND COMMITMENTS (Continued)**

1.3.3. Information on non-cash loans classified in 1st and 2nd group

31.12.2021	Group 1		Group 2	
Non-cash loans	TL	FC	TL	FC
Letters of Guarantee	245,594	142,541	-	-
Acceptance and Acceptance Loans	-	-	-	-
Letters of Credit	-	-	-	-
Endorsements	-	-	-	-
Securities Issuance Guarantees	-	-	-	-
Factoring Guarantees	-	-	-	-
Other Commitments and Contingencies	-	2,963,605	-	-
Total	245,594	3,106,146	-	-

31.12.2020	Group 1		Group 2	
Non-cash loans	TL	FC	TL	FC
Letters of Guarantee	245,594	160,004	-	-
Acceptance and Acceptance Loans	-	-	-	-
Letters of Credit	-	-	-	-
Endorsements	-	-	-	-
Securities Issuance Guarantees	-	-	-	-
Factoring Guarantees	-	-	-	-
Other Commitments and Contingencies	-	1,120,291	-	-
Total	245,594	1,280,295	-	-

1.4. Explanation on expected losses for non-cash loans and irrevocable commitments

Current Period	Stage 1	Stage 2	Stage 3	Total
Balances at End of Prior Period	6,339	-	-	6,339
Additions during the Period	16,546	-	-	16,546
Disposal	(3,584)	-	-	(3,584)
Sold Credits	-	-	-	-
Deleted from Active	-	-	-	-
Transfer to Stage 1	-	-	-	-
Transfer to Stage 2	-	-	-	-
Transfer to Stage 3	-	-	-	-
Foreign Currency Differences	2,001	-	-	2,001
Balances at End of Period	21,302	-	-	21,302

BANK OF CHINA TURKEY A.Ş.

NOTES TO UNCONSOLIDATED FINANCIAL STATEMENTS AS OF DECEMBER 31, 2021

(Amounts expressed in thousands of Turkish Lira (TL) unless otherwise indicated)

EXPLANATIONS AND NOTES ON THE UNCONSOLIDATED FINANCIAL STATEMENTS (Continued)

III. EXPLANATIONS AND DISCLOSURES RELATED TO OFF-BALANCE SHEET CONTINGENCIES AND COMMITMENTS (continued)

2. Explanations on financial derivatives

Current period	Current period		Prior period	
	Types of Derivative Transactions		Types of Derivative Transactions	
	Trading	Hedging	Trading	Hedging
Types of Trading Transactions				
Foreign currency related derivativetransactions (I)	469,487	-	505,220	-
Currency forward transactions	-	-	-	-
Currency swap transactions	469,487	-	505,220	-
Futures transactions	-	-	-	-
Options	-	-	-	-
Interest related derivative transactions (II)	-	-	-	-
Forward rate agreements	-	-	-	-
Interest rate swaps	-	-	-	-
Interest rate options	-	-	-	-
Interest rate futures	-	-	-	-
Other derivative transactions for trade (III)	-	-	-	-
A. Total trading derivative transactions (I+II+III)	469,487	-	505,220	-
Types of hedging transactions	-	-	-	-
Fair value hedges	-	-	-	-
Cash flow hedges	-	-	-	-
Foreign currency investment hedges	-	-	-	-
B. Total hedging related derivatives	-	-	-	-
Total derivative transactions (A+B)	469,487	-	505,220	-

3. Explanation on credit derivatives and risk exposures due to these credit derivatives

None (December 31, 2020: None).

4. Explanation on contingent liabilities and assets

None (December 31, 2020: None).

5. Information on services in the name and account of others

None (December 31, 2020: None).

BANK OF CHINA TURKEY A.Ş.**NOTES TO UNCONSOLIDATED FINANCIAL STATEMENTS
AS OF DECEMBER 31, 2021**

(Amounts expressed in thousands of Turkish Lira (TL) unless otherwise indicated)

**EXPLANATIONS AND NOTES ON THE UNCONSOLIDATED FINANCIAL STATEMENTS
(Continued)****IV. EXPLANATIONS AND DISCLOSURES RELATED TO THE INCOME STATEMENT****1. Information on interest income****1.1. Information on interest on loans**

	Current Period		Prior Period	
	TL	FC	TL	FC
Interest Income on Loans	25,378	12,213	24,553	11,944
Short-term Loans	-	-	-	-
Medium/Long-term Loans	25,378	12,213	24,553	11,944
Interest on Loans Under Follow-up	-	-	-	-
Premiums Received from Resource Utilization Support Fund	-	-	-	-
Total	25,378	12,213	24,553	11,944

1.2. Information on interest income received from banks

	Current Period		Prior Period	
	TL	FC	TL	FC
The Central Bank of Turkey	1,034	-	301	-
Domestic Banks	115,923	115	69,265	61
Foreign Banks	-	89	-	94
Branches and Head Office Abroad	-	-	-	-
Total	116,957	204	69,566	155

1.3 Interest received from marketable securities portfolio

	Current Period		Prior Period	
	TL	FC	TL	FC
Financial Assets at Fair Value Through Profit or Loss	-	-	-	-
Financial Assets at Fair Value Through Other Comprehensive Income	-	-	-	-
Financial Assets Measured at Amortized Cost	116,532	-	51,319	-
Total	116,532	-	51,319	-

1.4. Information on interest income received from associates and subsidiaries

None (December 31, 2020: None).

BANK OF CHINA TURKEY A.Ş.

**NOTES TO UNCONSOLIDATED FINANCIAL STATEMENTS
AS OF DECEMBER 31, 2021**

(Amounts expressed in thousands of Turkish Lira (TL) unless otherwise indicated)

**EXPLANATIONS AND NOTES ON THE UNCONSOLIDATED FINANCIAL STATEMENTS
(Continued)**

**IV. EXPLANATIONS AND DISCLOSURES RELATED TO THE INCOME STATEMENT
(Continued)**

2. Information on Interest Expense

2.1. Information on interest on funds borrowed

	Current Period		Prior Period	
	TL	FC	TL	FC
Banks	-	945	-	1,250
TR Central Bank	-	-	-	-
Domestic Banks	-	-	-	-
Foreign Banks	-	945	-	1,250
Foreign Headquarters and Branches	-	-	-	-
Other Institutions	-	-	-	-
Total	-	945	-	1,250

2.2. Information on interest expenses to associates and subsidiaries

None (December 31, 2020: None).

2.3. Information on interest expenses to marketable securities

None (December 31, 2020: None).

2.4. Information on interest expense to maturity structure of deposits

Account Name	Current Period 31.12.2021							Total
	Demand Deposit	Time Deposit					Accum. Deposit	
		Up to 1 Month	Up to 3 Months	Up to 6 Month	Up to 1 Year	Over 1 Year		
Turkish Currency								
Bank Deposits	-	162	-	-	-	-	-	162
Savings Deposits	-	-	-	-	-	-	-	-
Public Deposits	-	-	-	-	-	-	-	-
Commercial Deposits	-	2,923	20,989	-	-	-	-	23,912
Other Deposits	-	-	-	-	-	-	-	-
7 Day Notice Deposits	-	-	-	-	-	-	-	-
Precious metal deposits	-	-	-	-	-	-	-	-
Total	-	3,085	20,989	-	-	-	-	24,074
Foreign Currency								
Foreign Currency Account	-	456	1,073	-	-	-	-	1,529
Bank Deposits	-	-	-	-	-	-	-	-
7 Day Notice Deposits	-	-	-	-	-	-	-	-
Precious Metal Deposits	-	-	-	-	-	-	-	-
Total	-	456	1,073	-	-	-	-	1,529
Grand Total	-	3,541	22,062	-	-	-	-	25,603

BANK OF CHINA TURKEY A.Ş.

NOTES TO UNCONSOLIDATED FINANCIAL STATEMENTS AS OF DECEMBER 31, 2021

(Amounts expressed in thousands of Turkish Lira (TL) unless otherwise indicated)

EXPLANATIONS AND NOTES ON THE UNCONSOLIDATED FINANCIAL STATEMENTS (Continued)

IV. EXPLANATIONS AND DISCLOSURES RELATED TO THE INCOME STATEMENT (Continued)

2. Information on Interest Expense (Continued)

Account Name	Prior Period 31.12.2020							Accum. Deposit	Total
	Demand Deposit	Up to 1 Month	Up to 3 Months	Up to 6 Month	Up to 1 Year	Over 1 Year	Time Deposit		
Turkish Currency									
Bank Deposits	-	-	-	-	-	-	-	-	-
Savings Deposits	-	-	-	-	-	-	-	-	-
Public Deposits	-	-	-	-	-	-	-	-	-
Commercial Deposits	-	4,221	6,888	-	-	-	-	-	11,109
Other Deposits	-	-	-	-	-	-	-	-	-
7 Day Notice Deposits	-	-	-	-	-	-	-	-	-
Precious metal deposits	-	-	-	-	-	-	-	-	-
Total	-	4,221	6,888	-	-	-	-	-	11,109
Foreign Currency									
Foreign Currency Account	-	-	1,664	-	-	-	-	-	1,664
Bank Deposits	-	-	-	-	-	-	-	-	-
7 Day Notice Deposits	-	-	-	-	-	-	-	-	-
Precious Metal Deposits	-	-	-	-	-	-	-	-	-
Total	-	-	1,664	-	-	-	-	-	1,664
Grand Total	-	4,221	8,552	-	-	-	-	-	12,773

2.5. Interest expense on lease liabilities

	Current Period	Prior Period
Lease Interest Expenses	917	1,089
Total	917	1,089

3. Information on dividend income

None (December 31, 2020: None).

4. Information on net trading income / loss

	Current Period	Prior Period
Income	1,520,076	493,593
Gains on Capital Market Operations	-	-
Gains on Derivative Financial Instruments	33,708	45,805
Foreign Exchange Gains	1,486,368	447,788
Loss (-)	1,477,953	463,360
Losses on Capital Market Operations	-	-
Losses on Derivative Financial Instruments	160,947	111,974
Foreign Exchange Losses	1,317,006	351,386
Total	42,123	30,233

BANK OF CHINA TURKEY A.Ş.

NOTES TO UNCONSOLIDATED FINANCIAL STATEMENTS AS OF DECEMBER 31, 2021

(Amounts expressed in thousands of Turkish Lira (TL) unless otherwise indicated)

EXPLANATIONS AND NOTES ON THE UNCONSOLIDATED FINANCIAL STATEMENTS (Continued)

IV. EXPLANATIONS AND DISCLOSURES RELATED TO THE INCOME STATEMENT (Continued)

5. Information on other operating income

	Current Period	Prior Period
Adjustment to previous years expenses	770	340
Other	38	25
Total	808	365

6. Impairment provisions on loans and other receivables

	Current Period	Prior Period
Expected Credit Losses	16,589	744
12 Month Expected Credit Loss (Stage 1)	16,589	744
Significant increase in credit risk (Stage 2)	-	-
Non-Performing Loans (Stage 3)	-	-
Marketable Securities Impairment Provision	-	-
Financial Assets at Fair Value Through Profit or Loss	-	-
Financial Assets At Fair Value Through Other	-	-
Comprehensive Income	-	-
Investments in Associates, Subsidiaries and Held-to-Maturity Securities Value Decrease	-	-
Investments in Associates	-	-
Subsidiaries	-	-
Joint Ventures	-	-
Other	-	-
Total	16,589	744

7. Information related to other operational expenses

	Current Period	Prior Period
Provision for Employee Termination Benefits	251	116
Provision for Bank's Social Aid Fund Deficit	-	-
Impairment Losses on Tangible Assets	-	-
Depreciation Charges of Tangible Assets	3,848	4,777
Impairment Losses on Intangible Assets	-	-
Impairment losses on goodwill	-	-
Amortization Charges of Intangible Assets	1,474	1,758
Impairment Losses on Investment Accounted for under Equity Method	-	-
Impairment of Assets to be Disposed	-	-
Depreciation of Assets to be Disposed	-	-
Impairment of Assets Held for Sale	-	-
Other Operating Expenses	11,611	9,567
<i>Operational Leases Expenses</i>	-	-
<i>Repair and Maintenance Expenses</i>	131	117
<i>Advertisement Expenses</i>	-	-
<i>Other Expenses (*)</i>	11,480	9,450
<i>Losses on Sale of Assets</i>	-	-
Taxes	2,318	1,555
Other (**)	19,949	7,939
Total	39,451	25,712

(*) The amount of TL 11,480 (31 December 2020 : TL 9,450) in the "Other Expenses" title consists of TL 5,652 (31 December 2020 :TL 4,650) IT services expenses, TL 1,759 (31 December 2020: TL 1,450) outsource services, TL 1,914 (31 December 2020: TL 1,625) data line service expenses, TL 2,155 (31 December 2020: TL 1,725) other operating expenses.

(**) The amount of TL 19,949 (31 December 2020: TL 7,939) in the "Other" title consists of TL 17,600 (31 December 2020: TL 6,097) employee benefits provisions, TL 1,978 (31 December 2020: TL 1,542) auditing services and advisory services, TL 371 (31 December 2020: TL 300) operational costs.

BANK OF CHINA TURKEY A.Ş.

NOTES TO UNCONSOLIDATED FINANCIAL STATEMENTS AS OF DECEMBER 31, 2021

(Amounts expressed in thousands of Turkish Lira (TL) unless otherwise indicated)

EXPLANATIONS AND NOTES ON THE UNCONSOLIDATED FINANCIAL STATEMENTS (Continued)

IV. EXPLANATIONS AND DISCLOSURES RELATED TO THE INCOME STATEMENT (Continued)

8. Fees related with the services provided by independent auditors/independent audit agencies

In accordance with the decision made by Public Oversight Accounting and Auditing Standards Authority dated 26 March 2021, fees, based on the given reporting period, in relation to the services provided by independent auditors or independent audit agencies excluding value added tax costs are presented in the following table.

	Current Period	Prior Period
Independent audit fees in the reporting period	971	-
Fees for tax advisory	-	-
Fees for other assurance services	-	-
Fees for other services except independent audit	-	-
Total	971	-

9. Information on profit/loss before tax from continued and discontinued operations

As of December 31, 2021, Profit before tax from continued operations is TL 255,154 (December 31, 2020: TL 155,652).

10. Explanations on tax provision for continued and discontinued operations

The tax expense for the Period ended December 31, 2021 is TL 64,039 (December 31, 2020: TL 36,711).

11. Information on profit/loss after tax from continued and discontinued operations

As of December 31, 2021, operating profit after-tax is TL 191,115 (December 31, 2020: TL 118,941).

12. Information on net profit/loss for the Period

Interest income from ordinary banking transactions amounted to TL 271,284 (December 31, 2020: TL 157,537). Interest expenses arising from ordinary banking transactions are TL 27,562 (December 31, 2020: TL 15,275). As of December 31, 2021, operating profit after-tax is TL 191,115 (December 31, 2020: TL 118,941).

There is no profit or loss related to minority shares.

13. Information on the components of other items in the income statement exceeding 10% of the total, or items that comprise at least 20% of the income statement

Other items in the statement of income do not exceed 10% of the statement of income.

BANK OF CHINA TURKEY A.Ş.

NOTES TO UNCONSOLIDATED FINANCIAL STATEMENTS AS OF DECEMBER 31, 2021

(Amounts expressed in thousands of Turkish Lira (TL) unless otherwise indicated)

EXPLANATIONS AND NOTES ON THE UNCONSOLIDATED FINANCIAL STATEMENTS (Continued)

V. EXPLANATIONS AND NOTES RELATED TO CHANGES IN SHAREHOLDERS' EQUITY

1. Information on distribution of profit

The legal reserves are allocated to the first and second reserves in accordance with Turkish Commercial Code (TTK). First legal reserves are allocated as 5% of the profit until the total reserves reach 20% of the paid-in capital.

The Bank's Ordinary General Assembly Meeting was held on 30 March 2021. At the Ordinary General Assembly Meeting, it was decided to transfer the unconsolidated net profit amounting to 118,941 TL from the activities of 2020, 7,783 TL to general legal reserves, 100,042 TL to undistributed profits as extraordinary reserves and 10% of distributable profit which is 11,116 TL to payables to shareholder's dividend according to BRSA decision. On March 31, 2021, 118,941 TL was transferred to reserve funds and payables to shareholder's dividend accounts. Dividends are fully paid to shareholders in April and May 2021.

Bank's net income of 2021 after tax (TL 191.115) is retained at previous years' profit account. The authorized body of the Bank regarding the distribution of profit is the General Assembly and as of the date of these financial statements, the annual ordinary General Assembly has not been held yet. As of the report date, there is no decision taken regarding the profit distribution for year 2021.

2. Explanations on increase / decrease balance due to merger

None.

3. Explanations on Financial Assets Measured at Fair Value through Other Comprehensive Income

None.

4. Information on increases in cash flow hedges

None.

5. Settlement of exchange rate differences at the beginning and end of the period

None.

6. Information on issuance of shares

The Bank does not have any instruments representing the borrowing issued by the Bank itself. The Bank does not have any dividends related to the shares announced after the balance sheet date.

7. Other Explanations

The Bank recorded the actuarial difference amounting to TL 11 arising from the changes in the actuarial assumptions used in the calculation of the provision for severance pay under total comprehensive income (December 31, 2020 - TL 9).

BANK OF CHINA TURKEY A.Ş.

NOTES TO UNCONSOLIDATED FINANCIAL STATEMENTS AS OF DECEMBER 31, 2021

(Amounts expressed in thousands of Turkish Lira (TL) unless otherwise indicated)

EXPLANATIONS AND NOTES ON THE UNCONSOLIDATED FINANCIAL STATEMENTS (Continued)

VI. EXPLANATIONS AND NOTES RELATED TO STATEMENT OF CASH FLOWS

1. Information on cash and cash equivalent assets

a) Components of cash and cash equivalents and the accounting policy applied in their determination

Cash, foreign currency, cash in transit and purchased bank cheques together with demand deposits at banks including the CBRT are defined as “Cash”; interbank money market and time deposits in banks with original maturities of less than three months are defined as “Cash Equivalents”

2. Information on cash and cash equivalents at the beginning and end of the period

The components of cash and cash equivalents, the accounting policy used in the determination of these elements, the effect of any change in accounting policy in the current period and the amounts recorded in the balance sheet and cash flow statement of the items that make up the cash and cash equivalents:

a) Cash and cash equivalents at the beginning of period

	01.01.2020	01.01.2019
Cash	-	-
Cash equivalents	754,069	716,744
<i>Receivables from banks and money market</i>	710,792	946,990
<i>CBRT</i>	43,277	42,710
Total	754,069	716,744

b) Cash and cash equivalents at the end of the period

	31.12.2021	31.12.2020
Cash	-	-
Cash equivalents	874,615	754,069
<i>Receivables from banks and money market</i>	625,011	674,034
<i>CBRT</i>	249,604	43,277
Total	874,615	754,069

3. Disclosures for “other” items and “effect of change in foreign currency rates cash and cash equivalents” in statements of cash flows

“Net Increase (Decrease) in Other Payables” item, which is included in the “Change in Assets and Liabilities on Banking Activities” amounting to TL (7,149) (31 December 2020: TL (214)) mainly consists of other liabilities.

The effect of the change in foreign exchange rate on cash and cash equivalents consists of the sum of the exchange differences resulting from the conversion of the average balances of cash and cash equivalents in foreign currencies to TL at the beginning and end of the period on a monthly basis, and as of 31 December 2021, it is calculated as TL 71,298 (31 December 2020: TL 12,096).

BANK OF CHINA TURKEY A.Ş.**NOTES TO UNCONSOLIDATED FINANCIAL STATEMENTS
AS OF DECEMBER 31, 2021**

(Amounts expressed in thousands of Turkish Lira (TL) unless otherwise indicated)

**EXPLANATIONS AND NOTES ON THE UNCONSOLIDATED FINANCIAL STATEMENTS
(Continued)****VII. EXPLANATIONS AND DISCLOSURES ON THE RISK GROUP OF THE BANK****1. Information on the volume of transactions with the Bank's risk group, lending and deposits outstanding at period end and income and expenses in the current period****a) Explanations and disclosures on the risk group of the Bank**

December 31, 2021:

Bank's Risk Group (*)	Associates, Subsidiaries and Joint-Ventures		Bank's Direct and Indirect Shareholder		Other Real Persons and Legal Entities in Risk Group	
	Cash (**)	Non-Cash	Cash (**)	Non-Cash	Cash (**)	Non-Cash
Current Period						
Loans and Other Receivables						
Balance at the Beginning of the Period	-	-	75,878	405,598	-	-
Balance at the End of the Period	-	-	39,678	388,135	-	-
Interest and Commission Income Received	-	-	89	44,229	-	-

(*) It is defined in paragraph 2 of Article 49 of the Banking Act No. 5411.

(**) The information in the above table includes the receivables from banks as well as the commissions to be received in the maturity.

December 31, 2020:

Bank's Risk Group (*)	Associates, Subsidiaries and Joint-Ventures		Bank's Direct and Indirect Shareholder		Other Real Persons and Legal Entities in Risk Group	
	Cash (**)	Non-Cash	Cash (**)	Non-Cash	Cash (**)	Non-Cash
Prior Period						
Loans and Other Receivables						
Balance at the Beginning of the Period	-	-	8,768	271,883	-	-
Balance at the End of the Period	-	-	75,878	405,598	-	-
Interest and Commission Income Received	-	-	94	34,018	-	-

(*) It is defined in paragraph 2 of Article 49 of the Banking Act No. 5411.

(**) The information in the above table includes the receivables from banks as well as the commissions to be received in the maturity.

BANK OF CHINA TURKEY A.Ş.

NOTES TO UNCONSOLIDATED FINANCIAL STATEMENTS AS OF DECEMBER 31, 2021

(Amounts expressed in thousands of Turkish Lira (TL) unless otherwise indicated)

EXPLANATIONS AND NOTES ON THE UNCONSOLIDATED FINANCIAL STATEMENTS (Continued)

VII. EXPLANATIONS AND DISCLOSURES ON THE RISK GROUP OF THE BANK (Continued)

b) Information on deposits of the Bank's risk group

Bank's Risk Group (*)	Associates, Subsidiaries and Joint-Ventures		Bank's Direct and Indirect Shareholder		Other Real Persons and Legal Entities in Risk Group	
	Current Period	Prior Period	Current Period	Prior Period	Current Period	Prior Period
Balance at the Beginning of the Period	-	-	74,203	59,423	-	-
Balance at the End of the Period	-	-	263,907	74,203	-	-
Interest Paid	-	-	945	1,250	-	-

(*) It is defined in article 49, paragraph 2, of Banking Law No.

(**) As of December 31, 2021, the above table consists of the borrowings, foreign banks deposits and the interest paid to them. As of December 31, 2020, there is no deposit accepted by the Bank from the risk group, the balance consists entirely of loans received.

c) Information on forward and option agreements and similar agreements made with Bank's risk group

Bank's Risk Group	Associates, Subsidiaries and Joint-Ventures		Bank's Direct and Indirect Shareholder		Other Real Persons and Legal Entities in Risk Group	
	Current Period	Prior Period	Current Period	Prior Period	Current Period	Prior Period
Financial Assets at Fair Value Through Profit and Loss:						
Balance at the Beginning of the Period	-	-	505,220	564,546	-	-
Balance at the End of the Period	-	-	469,487	505,220	-	-
Total Income/Loss	-	-	(127,239)	(66,169)	-	-
Transactions for Hedging Purposes:						
Balance at the Beginning of the Period	-	-	-	-	-	-
Balance at the End of the Period	-	-	-	-	-	-
Total Income/Loss	-	-	-	-	-	-

d) Information on the benefits provided to the Bank's top management

As of December 31, 2021, TL 7,015 (December 31, 2020: TL 4,832) was paid to the top management of the Bank.

e) Other transactions with the Bank's risk group

As of December 31, 2021, the Bank has no other liabilities to the risk group arising from banking transactions (December 31, 2020: None).

VIII. EXPLANATIONS ON THE BANK'S DOMESTIC, FOREIGN, OFF-SHORE BRANCHES OR INVESTMENTS IN ASSOCIATES AND FOREIGN REPRESENTATIVE OFFICES

	Number	Number of Employees	Country of Incorporations	Total Assets	Statutory Share Capital
Domestic Branch	-	42			
Foreign Representation Office					
Foreign Branch					
Off-shore Banking Region Branches					

BANK OF CHINA TURKEY A.Ş.

**NOTES TO UNCONSOLIDATED FINANCIAL STATEMENTS
AS OF DECEMBER 31, 2021**

(Amounts expressed in thousands of Turkish Lira (TL) unless otherwise indicated)

SECTION SIX

OTHER EXPLANATIONS

I. OTHER EXPLANATIONS ON THE OPERATIONS OF THE BANK

None.

II. EVENTS AFTER THE BALANCE SHEET DATE

None.

BANK OF CHINA TURKEY A.Ş.

**NOTES TO UNCONSOLIDATED FINANCIAL STATEMENTS
AS OF DECEMBER 31, 2021**

(Amounts expressed in thousands of Turkish Lira (TL) unless otherwise indicated)

SECTION SEVEN

EXPLANATIONS ON INDEPENDENT AUDIT REPORT

I. EXPLANATIONS ON INDEPENDENT AUDIT REPORT

The unconsolidated financial statements and annotations of the Bank as of 31 December 2021 have been prepared by PwC Independent Auditing and Independent Accounting Mali Müşavirlik A.Ş. and the independent audit report dated February 24, 2022 is presented before the unconsolidated financial statements.

II. OTHER FOOTNOTES AND EXPLANATIONS PREPARED BY INDEPENDENT AUDITORS'

None.

.....